

**ASCE**

American Society of Civil Engineers

**CIVIL ENGINEERING  
BODY OF KNOWLEDGE  
FOR THE  
21<sup>ST</sup> CENTURY:**

**PREPARING THE CIVIL ENGINEER  
FOR THE  
FUTURE**

**SECOND EDITION**

**Prepared  
by the  
Body of Knowledge Committee  
of the  
Committee on Academic Prerequisites  
for  
Professional Practice**

July 15, 2007  
(Draft 10)



## Dear Reader:

Your interest in this draft Body of Knowledge (BOK) report is appreciated. This evolving document was initially prepared by the ASCE BOK Committee, which began its work in November 2005. The report has gone through many drafts, initially prepared and reviewed by the BOK Committee, and other drafts more recently reviewed by other groups within ASCE, including the Committee on Academic Prerequisites for Professional Practice (CAP<sup>3</sup>), Committee on Professional Practice (CPP), Educational Activities Committee (EdAC), Committee on Curricula and Accreditation (CC&A), and the Department Heads Council (DHC). As of July 15, 2007, the report, in the form of Draft 10, was made available for widespread review throughout ASCE and beyond. You have that draft.

Your comments are most welcome. Please submit them as soon as possible but not later than October 1, 2007. The earlier your comments are received the more likely they are to receive thorough consideration by the BOK Committee which has been and will continue to meet to process input received. Please appreciate that as of October 1, the Committee will be under a tight report production schedule.

Please provide comments in one or both of the following formats:

- 1) General, broad comments organized by chapter and/or appendix.
- 2) Specific comments referenced to a page number plus line number(s). Line numbers are not displayed for some tables, figures, and appendices. In these cases, please reference a page number plus another unique identifier; e.g., row number, outcome number, table or figure number, etc.

Please note that the BOK Committee is discussing input received during the last round of reviews of the draft report with most of those comments coming from heads of civil engineering departments. Examples of suggestions being discussed by the BOK Committee are listed below. Knowing the kind of changes that are already under consideration may help you formulate your comments.

- 1) **Reduce the number of outcomes.** Specific suggestions include, but are not limited to, combining the Humanities Outcome and the Social Sciences Outcome into one outcome, moving the Sustainability Outcome and/or the Globalization Outcome into the Contemporary Issues Outcome, and moving the Attitudes Outcome into the Professional and Ethical Responsibility Outcome.
- 2) **Rearrange outcomes.** For example, move the Communications Outcome from the Professional category to the Foundational category.
- 3) **Reduce levels of achievement.** That is, adjust the formal education and/or experience levels of some outcomes. For example, in the Humanities Outcome and the Social Sciences Outcome, reduce the B level of achievement from 4 to 3 and in the Experiment Outcome reduce the B level of achievement from 4 to 3.

- 4) **Improve the definition of the BOK.** Further emphasize that the BOK is strategic, comprehensive, future-oriented, and aspirational. Stress the idea that while the BOK has and will have some impact on accreditation criteria, the BOK will never “map” directly into accreditation criteria. The primary purpose of the BOK is to provide guidance to those universities and employers who want to be leaders in preparing and nurturing the civil engineers of tomorrow.
  
- 5) **Further clarify the reason for expanding from 15 outcomes in BOK1 to 28 outcomes in BOK2.**

You or others can download additional copies of the draft report from [www.asce.org/raisethebar](http://www.asce.org/raisethebar). Thoughts and comments should be sent to CAP^3 at [comments@bok.asce.org](mailto:comments@bok.asce.org). Input will be reviewed by the BOK Committee and the final report will be modified as appropriate. To reiterate, the Body of Knowledge Committee must receive your comments on or before October 1, 2007. The *Civil Engineering Body of Knowledge for the 21<sup>st</sup> Century* (Second Edition) is scheduled for release during Engineer’s Week in February 2008 and will be available through [www.asce.org/raisethebar](http://www.asce.org/raisethebar).

Thank you again for your interest. The BOK Committee looks forward to receiving your comments in support of the draft report and/or your suggestions for improving it.

Thank you.  
The BOK Committee

1  
2  
3  
4  
5  
6  
7  
8  
9  
10  
11  
12  
13  
14  
15  
16  
17  
18  
19  
20  
21  
22  
23  
24  
25  
26  
27  
28  
29  
30  
31  
32  
33  
34  
35  
36  
37  
38  
39  
40  
41  
42  
43  
44  
45  
46

# Contents

<b>Executive Summary .....</b>	<b>1</b>
Body of Knowledge .....	1
Fulfilling the Body of Knowledge .....	2
Roles of Faculty, Students, Engineer Interns, and Practitioners .....	4
The Next Steps.....	4
<b>Chapter 1: Introduction.....</b>	<b>5</b>
The Vision for Civil Engineering in 2025.....	5
ASCE Policy Statement 465: Emergence of the Body of Knowledge.....	6
Formation of and Charge to the Second Body of Knowledge Committee .....	8
Committee’s Overall Approach.....	9
Note to the Reader .....	9
<b>Chapter 2: Body of Knowledge – Knowledge, Skills, and Attitudes Necessary for Entry into Professional Practice .....</b>	<b>10</b>
Introduction.....	10
Bloom’s Taxonomy.....	11
Outcomes: Introduction .....	12
<b>Chapter 3: Fulfilling the Body of Knowledge .....</b>	<b>19</b>
Introduction.....	19
Outcomes: Paths to Fulfillment.....	19

1  
2  
3  
4  
5  
6  
7  
8  
9  
10  
11  
12  
13  
14  
15  
16  
17  
18  
19  
20  
21  
22  
23  
24  
25  
26  
27  
28  
29  
30  
31  
32  
33  
34  
35  
36  
37  
38  
39  
40  
41  
42  
43  
44  
45

Outcomes: Rubric.....	21
Outcomes: Explanations .....	25
Outcomes: Validating Fulfillment .....	26
The Vision for Civil Engineering in 2025 and the Body of Knowledge: The Foundation of the Policy Statement 465 Master Plan .....	29
Other Ways the Body of Knowledge Could Be Used.....	33
<b>Chapter 4: Guidance for Faculty, Students, Engineer Interns, and Practitioners .....</b>	<b>35</b>
Introduction.....	35
Guidance for Faculty .....	36
Guidance for Students.....	44
Guidance for Engineer Interns.....	47
Guidance for Practitioners .....	51
<b>Chapter 5: The Next Steps.....</b>	<b>57</b>
<b>Acknowledgements.....</b>	<b>60</b>
<b>Appendix A—Abbreviations .....</b>	<b>61</b>
<b>Appendix B—Glossary.....</b>	<b>64</b>
<b>Appendix C—ASCE Policy Statement 465: Emergence of the Body of Knowledge .....</b>	<b>67</b>
<b>Appendix D—Charge to the Body of Knowledge Committee.....</b>	<b>70</b>
<b>Appendix E—Members and Corresponding Members of the Body of Knowledge Committee .....</b>	<b>74</b>
<b>Appendix F—Bloom’s Taxonomy .....</b>	<b>81</b>

1  
2  
3  
4  
5  
6  
7  
8  
9  
10  
11  
12  
13  
14  
15  
16  
17  
18  
19  
20  
21  
22  
23  
24  
25  
26  
27  
28  
29  
30  
31  
32  
33  
34  
35  
36  
37  
38  
39  
40  
41  
42  
43  
44  
45

**Appendix G— The Affective Domain of Bloom’s Taxonomy ..... 88**

**Appendix H—Relationship of ABET, BOK1, and BOK2 Outcomes..... 100**

**Appendix I—Body of Knowledge Outcome Rubric ..... 105**

**Appendix J—Explanations for Outcomes..... 115**

**Appendix K—Humanities and Social Science ..... 144**

**Appendix L—Sustainability ..... 149**

**Appendix M—Globalization ..... 159**

**Appendix N—Public Policy..... 165**

**Appendix O—Attitudes ..... 169**

**Appendix P—Notes ..... 174**

**Figures**

**Figure ES-1. Entry into the practice of civil engineering at the professional level requires fulfilling 28 outcomes to various levels of achievement ..... 3**

**Figure C-1. Implementation of Policy Statement 465 will improve the life-long career of tomorrow’s civil engineer ..... 68**

**Figure K-1. The future technical and professional practice education of civil engineers is supported on four foundational legs ..... 147**

**Figure 1. Implementation of Policy Statement 465 will improve the life-long career of tomorrow’s civil engineer ..... 7**

**Figure 2. Entry into the practice of civil engineering at the professional level requires fulfilling 28 outcomes to various levels of achievement ..... 18**

1  
2  
3  
4  
5  
6  
7  
8  
9  
10  
11  
12  
13  
14  
15  
16  
17  
18  
19  
20  
21  
22  
23  
24  
25  
26  
27  
28  
29  
30  
31  
32  
33  
34  
35  
36  
37  
38  
39  
40  
41  
42  
43  
44  
45  
46

**Figure 3. The BOK rubric integrates outcomes, levels of achievement, formal education, and pre-licensure experience..... 22**

**Figure 4. ASCE’s Master Plan for implementing Policy Statement 465 builds on the Vision for Civil Engineering in 2025 and the Body of Knowledge ..... 30**

**Tables**

**Table 1. Entry into the practice of civil engineering at the professional level requires fulfilling 28 outcomes to various levels of achievement ..... 15**

**Table 2. Validation of the primary path to Body of Knowledge fulfillment ..... 27**

**Table 3. Validation of the secondary path to Body of Knowledge fulfillment ..... 28**

**Table 4. Lowman’s two-dimensional model of effective college teaching is based on interpersonal rapport and intellectual excitement..... 40**

**Table G-1. Levels and sublevels of achievement in the Affective Domain..... 90**

**Table G-2. Illustrative Affective Domain objectives excerpted from Krathwohl et al.’s Appendix A, “A Condensed Version of the Affective Domain...” ..... 91**

**Table G-3. Example Rubric for a Two-Dimensional Outcome – Professional and Ethical Responsibility ..... 95**

**Table G-4: Example Rubric for a Two-Dimensional Outcome – Communication..... 96**

**Table H-1. From the ABET Program Criteria Outcomes to BOK2 Outcomes ..... 103**

**Table H-2. From the BOK2 Outcomes to the ABET Program Criteria Outcomes..... 104**



1  
2  
3  
4  
5  
6  
7  
8  
9  
10  
11  
12  
13  
14  
15  
16  
17  
18  
19  
20  
21  
22  
23

**Report Schedule:**

- 1) Distribute/make available Draft 10 for external review (ASCE members and anyone else within and outside of ASCE and the U.S.): July 15, 2007
- 2) The BOK2 Committee continues to discuss input and update the draft report. Send current draft to Department Heads by August 15, 2007.
- 3) Close review: October 1, 2007
- 4) Contact Corresponding Members and others, other than BOK2 Committee Members, listed in Appendix E. State: If for any reason you do not want your name in this report, let us know: November 1, 2007.
- 5) Start final production: December 1, 2007.
- 6) Release final report: February, 2008 (Engineer’s Week)

**Note:** This page is temporary.



# Executive Summary

*Destiny is not a matter of chance,  
it is a matter of choice.*

(William Jennings Bryan, American statesman)

*The civil engineering  
profession is proactively  
preparing for the future.*

The manner in which civil engineering is practiced must change. That change is necessitated by forces such as globalization; sustainability requirements; emerging technology; and increased complexity with the corresponding need to identify, define, and solve problems at the boundaries of traditional disciplines. As always within the civil engineering profession, change must be accomplished mindful of the profession's primary concern of protecting public safety, health, and welfare.

The profession recognizes the need for change. One recent indication is the American Society of Civil Engineers' facilitation, in June 2006, of a gathering of civil engineering and other leaders, including international participants, who were asked to articulate an aspirational global vision for the future of civil engineering. The resulting vision<sup>128</sup> sees civil engineers as being trusted by society to create a sustainable world and enhance the global quality of life.

## Body of Knowledge

*ASCE's Policy Statement  
465 calls for attainment  
of a BOK Knowledge for  
entry into the practice of  
civil engineering at the  
professional level.*

Another example of the profession's recognition of the need for change, and one that began in 1998, is the ASCE Board of Direction's adoption, confirmation, and refinement of ASCE Policy Statement 465 which "...supports the attainment of a Body of Knowledge (BOK) for entry into the practice of civil engineering at the professional level." The policy goes on to explain that this "...would be accomplished through the adoption of appropriate engineering education and experience requirements as a prerequisite for licensure." PS 465 recognizes that the profession's principal means of changing the way civil engineering is practiced lies in reforming the manner in which tomorrow's civil engineers are prepared, through education and early experience, to enter professional practice.

The permanent Board-level Committee on Academic Prerequisites for Professional Practice (CAP<sup>3</sup>) is charged with implementing PS 465. CAP<sup>3</sup> developed an implementation master plan, for which the BOK is the foundation. As one of its actions, CAP<sup>3</sup> created a BOK Committee which published the first BOK

(BOK1) in January 2004. In response to the expanding use of BOK1 by various stakeholders, and the questions asked and suggestions offered as a result of that use, CAP<sup>3</sup> formed the second BOK Committee in late 2005. This Committee was asked to produce a Second Edition of the BOK report in response to stakeholder input and recent developments in engineering education and practice. The result is the refined BOK (BOK2) presented in this report.

The BOK2 Committee began its work by reviewing the 15 outcomes comprising the core of BOK1.<sup>100</sup> Also examined were recent National Academy of Engineering Reports,<sup>132,158</sup> which were found to be aligned with the BOK1, and other documents. Outcomes are the heart of the BOK because they define the knowledge, skills, and attitudes necessary to enter the practice of civil engineering at the professional level in the 21<sup>st</sup> Century.

The original set of 15 outcomes was expanded, after careful deliberation, to 28 outcomes organized into these three categories: foundational, technical, and professional. The evolution from 15 to 28 outcomes further describe the BOK. Rather than adding content, the larger number of outcomes add specificity and clarity.

The Committee adopted Bloom's Taxonomy, which is widely known and understood across the education community, as the means of describing the minimum cognitive levels of achievement for each outcome. Figure ES-1 presents the 28 outcomes and, for each one, the level of achievement that an individual must demonstrate to enter the practice of civil engineering at the professional level.

### **Fulfilling the Body of Knowledge**

According to PS 465, the BOK will be fulfilled by means of a bachelor's degree plus a master's degree, or approximately 30 credits, and experience. Two common fulfillment paths were developed, one involving an accredited bachelor's degree in civil engineering followed by a valid master's degree, or approximately 30 credits, and the other using an appropriate bachelor's degree followed by an accredited master's degree.

*The original BOK was refined in response to stakeholder input and recent developments in engineering education and practice.*

*The BOK will be fulfilled by a combination of education and experience.*

Outcome number and title	Level of achievement					
	1 Knowledge	2 Comprehension	3 Application	4 Analysis	5 Synthesis	6 Evaluation
<b>Foundational</b>						
1. Mathematics	B	B	B			
2. Physics	B	B	B			
3. Chemistry	B	B	B			
4. Breadth in basic science	B	B	B			
5. Humanities	B	B	B			
6. Social sciences	B	B	B			
<b>Technical</b>						
7. Mechanics	B	B	B	B		
8. Materials	B	B	B			
9. Breadth in civil engr. areas	B	B	B	B		
10. Engineering tools	B	B	B	M/30		
11. Engr. problem recog./solving	B	B	B	M/30		
12. Design	B	B	B	B	B	E
13. Experiments	B	B	B	B	M/30	
14. Contemporary issues	B	B	B	E		
15. Risk/uncertainty	B	B	B	E		
16. Sustainability	B	B	B	E		
17. Project management	B	B	B	E		
18. Technical specialization	B	M/30	M/30	M/30	M/30	E
<b>Professional</b>						
19. Communication	B	B	B	B	E	
20. History and heritage	B	B				
21. Globalization	B	B	B	B		
22. Prof. & ethical responsibility	B	B	B	B	E	E
23. Public policy	B	B	E			
24. Business and public admin.	B	B	E			
25. Teamwork	B	B	B	E		
26. Leadership	B	B	B	E		
27. Life-long learning	B	B	B	E	E	
28. Attitudes	B	B	E			
Key:	B		Portion of the BOK fulfilled through the bachelor's degree			
	M/30		Portion of the BOK fulfilled through the master's degree or equivalent (approximately 30 semester credits of acceptable graduate-level or upper-level undergraduate courses)			
	E		Portion of the BOK fulfilled through the pre-licensure experience			

**Figure ES-1. The BOK rubric integrates outcomes, levels of achievement, formal education, and pre-licensure experience.**

1  
2  
3 The roles of bachelor's degree, the master's degree or  
4 approximately 30 credits, and experience in fulfilling the BOK are  
5 shown in Figure ES-1. A detailed version of the figure, known as an  
6 outcome rubric, appears as Appendix I and non-prescriptive  
7 explanations for outcomes are presented in Appendix J. These two  
8 appendices are the heart of this report. The report presents two  
9 models for validating the fulfillment of the BOK, one for each of the  
10 two previously-mentioned common fulfillment paths.

11 This report stresses the foundational role of the BOK in  
12 implementing the PS 465 Master Plan noting how the CAP<sup>3</sup>  
13 Committee and its subcommittees have built on, are building on, and  
14 will build on the BOK2. Also presented are ways the BOK could be  
15 used by prospective civil engineering students, high school  
16 counselors, parents, employers, and others.

### 17 **Roles of Faculty, Students, Engineer Interns, and Practitioners**

18 PS 465 and the foundational BOK will reform the education  
19 and pre-licensure experience of tomorrow's civil engineers. The  
20 resulting changes may raise concerns for some faculty members,  
21 students, Engineer Interns, and those practitioners who coach or  
22 mentor Engineer Interns. Accordingly, the BOK2 Committee invited  
23 various accomplished professionals, drawn from academia and  
24 practice and from the private and public sectors, to offer guidance  
25 ideas. Their ideas were used by the Committee to create separate  
26 guidance for faculty, students, interns, and practitioners. That  
27 guidance is offered in this report with the hope that it provides useful  
28 insights and advice.

### 29 **The Next Steps**

30 The BOK2 Committee believes that this report will  
31 significantly assist with further implementation of ASCE PS 465.  
32 Accordingly, the report concludes with implementation  
33 recommendations for many stakeholders including the CAP<sup>3</sup>  
34 Accreditation, Licensure, Educational Fulfillment, and Experience  
35 Fulfillment Committees; the ABET Accreditation Council Task  
36 Force (Ed. Note: Need to verify); university departments of civil and  
37 environmental engineering; employers of civil engineers; civil  
38 engineering students and interns; and other engineering disciplines  
39 and organizations.

11 *The refined BOK is the  
12 foundation of the Policy  
13 Statement 465 Master  
14 Plan.*

19 *This report offers  
20 guidance to BOK  
21 stakeholders.*

34 *The report concludes  
35 with recommendation for  
36 using the BOK to  
37 continue implementation  
38 of ASCE Policy  
39 Statement 465.*

# Chapter 1: Introduction

*If you want to build a ship,  
don't drum up the people to gather wood,  
divide up the work and give orders.  
Instead, teach them to yearn for the vast and endless sea.*  
(Antoine de Saint-Exupery, French poet)

## The Vision for Civil Engineering in 2025

The American Society of Civil Engineers defines civil engineering as "...the profession in which a knowledge of the mathematical and physical sciences gained by study, experience, and practice is applied with judgment to develop ways to utilize, economically, the materials and forces of nature for the progressive well-being of humanity in creating, improving and protecting the environment, in providing facilities for community living, industry and transportation, and in providing structures for the use of humanity."<sup>103</sup> The civil engineering profession is moving forward.

For example, in June 2006, a diverse group of civil engineering and other leaders, including international participants, gathered to articulate an aspirational global vision for the future of civil engineering. Participants in this Summit on the Future of Civil Engineering saw a very different world for civil engineers in 2025. An ever-increasing global population that is shifting even more to urban areas will require widespread adoption of sustainability. Demands for energy, transportation, drinking water, clean air, and safe waste disposal will drive environmental protection and infrastructure development. Society will face threats from natural events, accidents, and perhaps other causes such as terrorism.

Informed by the preceding, an aspirational global vision was developed that sees civil engineers entrusted by society to create a sustainable world and enhance the global quality of life. The 2025 vision is:<sup>128</sup>

*The vision: civil engineers will be entrusted by society to create a sustainable world and enhance the quality of life.*

1  
2  
3  
4  
5  
6  
7  
8  
9  
10  
11  
12  
13  
14  
15  
16  
17  
18  
19  
20  
21  
22  
23  
24  
25  
26  
27  
28  
29  
30

**Entrusted by society  
to create a sustainable world and  
enhance the global quality of life,  
civil engineers  
serve competently, collaboratively, and ethically as  
master:**

- **planners, designers, constructors, and operators of society’s economic and social engine, the built environment;**
- **stewards of the natural environment and its resources;**
- **innovators and integrators of ideas and technology across the public, private, and academic sectors;**
- **managers of risk and uncertainty caused by natural events, accidents, and other threats; and**
- **leaders in discussions and decisions shaping public environmental and infrastructure policy.**

As used in the vision, “master” means to possess widely-recognized and valued knowledge, skills, and attitudes acquired as a result of education, experience, and achievement. Individuals within a profession who have these characteristics are willing and able to serve society by orchestrating solutions to society’s most pressing current needs while helping to create a more viable future.

Summit organizers and participants intend that the vision will guide policies, plans, processes, and progress within the civil engineering community and beyond including around the globe. Civil engineers and leaders of civil engineering organizations should act to move the civil engineering profession toward the vision. One critical action is reform in the education and pre-licensure experience of civil engineers. This report was prepared and is presented in the spirit of that reform.

### **ASCE Policy Statement 465: Emergence of the Body of Knowledge**

In October 1998, after years of studies and conferences, the ASCE Board of Direction adopted Policy Statement 465 (PS 465), which has since been refined and confirmed. The ASCE Board last revised Policy Statement 465 in April 2007 and, as it has since

31 *Reform in education and*  
32 *pre-licensure experience*  
33 *will help achieve the*  
34 *civil engineering vision.*

35  
36  
37  
38  
39 *The ASCE Board of*  
40 *Direction adopted Policy*  
41 *Statement 465 in 1998*  
42 *and thus began*  
43 *reformation of the*  
44 *education and early*  
45 *experience of civil*  
46 *engineers.*



1  
2  
3  
4  
5  
6  
7  
8  
9  
10  
11  
12  
13  
14  
15  
16  
17  
18  
19  
20  
21  
22  
23  
24  
25  
26  
27  
28  
29  
30  
31  
32  
33  
34  
35  
36  
37  
38  
39  
40  
41  
42  
43  
44  
45  
46

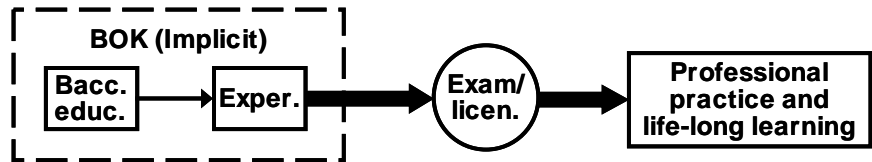
October 2004, the statement explicitly includes the Body of Knowledge (BOK).<sup>108</sup> The Policy now reads, in part:

*ASCE supports the attainment of a BOK for entry into the practice of civil engineering at the professional level.*

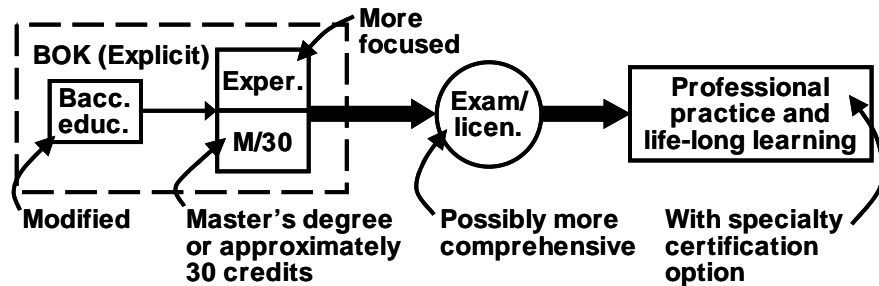
*The ASCE supports the attainment of a Body of Knowledge for entry into the practice of civil engineering at the professional level. This would be accomplished through the adoption of appropriate engineering education and experience requirements as a prerequisite for licensure.*

The BOK is defined in the policy as “the necessary depth and breadth of knowledge, skills, and attitudes required of an individual entering the practice of civil engineering at the professional level in the 21<sup>st</sup> Century.” The long-term effect of PS 465 is illustrated in Figure 1 which compares today’s civil engineering professional track with tomorrow’s.

### Today’s CE professional track:



### Tomorrow’s CE professional track:



**Figure 1. Implementation of Policy Statement 465 will improve the life-long career of tomorrow’s civil engineer.**

The BOK thrust resulted in the Body of Knowledge Committee of the ASCE Committee on Academic Prerequisites for Professional Practice (CAP<sup>3</sup>) completing, in January, 2004, the report *Civil Engineering Body of Knowledge for the 21<sup>st</sup> Century*.<sup>100</sup> Report recommendations were cast in terms of 15 outcomes that, compared to today’s bachelor’s programs, included significant increases in technical and professional depth. Included in the 15 outcomes were the 11 outcomes directly influenced by those used by ABET in its

1 Basic Level General Criteria. Each outcome was further described  
2 with a helpful, non-prescriptive civil engineering commentary.  
3

4 As a result of reviewing and using the recommendations in the  
5 civil engineering BOK report, stakeholders identified a problem and  
6 raised issues related to the BOK. The problem was ambiguity of the  
7 three principal words used to define competency levels, namely  
8 recognition, understanding, and ability.  
9

10 To remove this obstacle, CAP<sup>3</sup> formed the Levels of  
11 Achievement Subcommittee in February 2005. The Subcommittee's  
12 September 2005 report<sup>109</sup> contained many recommendations which  
13 addressed the problem and are being implemented. Relative to this  
14 second edition BOK report, the Subcommittee recommended using  
15 Bloom's Taxonomy to define levels of achievement (Bloom's  
16 Taxonomy is explained in Chapter 2 of this second edition BOK  
17 report and applied in Chapters 2 and 3). Bloom's levels of the  
18 cognitive domain are widely known and understood across the  
19 education community. Furthermore, use of measurable, action-  
20 oriented verbs would facilitate more consistent curricula design and  
21 assessment. Refer to Appendix C for a more detailed account of PS  
22 465.  
23

### 24 **Formation of and Charge to the Second Body of Knowledge** 25 **Committee** 26

27 In response to the recommendations of the Levels of  
28 Achievement Subcommittee, the expanding use of the civil  
29 engineering BOK by various stakeholders, and the questions asked  
30 and suggestions offered as a result of that use, CAP<sup>3</sup> formed the  
31 second Body of Knowledge Committee (the BOK2 Committee) in  
32 November, 2005. This action was anticipated in that the initial BOK  
33 report was envisioned as a First Edition, that is, part of a work-in-  
34 progress.  
35

36 The charge to the BOK2 Committee appears as Appendix D.  
37 The process used to select Committee members along with the  
38 names, affiliations, and contact information for Committee members  
39 are presented in Appendix E. In essence, the Committee was asked  
40 to produce a Second Edition of the BOK report in response to recent  
41 stakeholder input and other developments in engineering education  
42 and practice.  
43

27 *The second BOK*  
28 *Committee was formed to*  
29 *respond to questions and*  
30 *suggestions raised by the*  
31 *report produced by the*  
32 *first committee.*

## Committee's Overall Approach

The BOK2 Committee carried out its work in an inclusive and transparent manner and adopted an aggressive schedule. It conducted ??? conference calls over ??? months and held ??? face-to-face meetings during the period of November, 2005 to May, 2007 when a complete draft report was completed for CAP<sup>3</sup> review.

As soon as it was formed, the Committee created a correspondents group to review draft materials, respond to questions, and otherwise provide ideas and information for consideration by the committee. Corresponding members are mostly civil engineers from the public and private sectors and academia. A list of correspondents is included in Appendix E. Corresponding members, some of whom are from other countries, participated in many and varied email discussions and frequently commented on draft materials. They contributed significantly to the content of this report.

During the course of its work, BOK2 Committee members spoke at and/or participated in various conferences, workshops and meetings, and wrote BOK-focused articles and papers for selected publications within and outside of civil engineering. These activities provided additional means of sharing progress and soliciting input.

### Note to the Reader

To assist you, a list of abbreviations is included as Appendix A and Appendix B is a glossary. Many other appendices, providing various types of detailed information, appear at the end of the report and all are cited at least once in the text. Some aspects of the Committee's work required research. Accordingly, the Committee decided to document that research in appendices for current and future readers who value the additional detail. Examples are Appendices F and I through N which address Bloom's Taxonomy, humanities and social sciences, sustainability, globalization, public policy, and attitudes. The last appendix, Appendix O – Notes, is keyed to the body of the report via superscript numbers.

1  
2  
3  
4  
5  
6  
7  
8  
9 *Corresponding*  
10 *members contributed*  
11 *significantly to the*  
12 *substance of this report.*

13  
14  
15  
16  
17  
18  
19 *Using a variety of*  
20 *mechanisms, Committee*  
21 *members proactively*  
22 *interacted with*  
23 *stakeholders.*

1  
2  
3  
4  
5  
6  
7  
8  
9  
10  
11  
12  
13  
14  
15  
16  
17  
18  
19  
20  
21  
22  
23  
24  
25  
26  
27  
28  
29  
30  
31  
32  
33  
34  
35  
36  
37  
38  
39  
40  
41  
42

## Chapter 2: Body of Knowledge – Knowledge, Skills, and Attitudes Necessary for Entry into Professional Practice

*Engineers must be society-wise  
as well as technology-wise.*  
(Warren J. Viessman, Jr., engineer)

### Introduction

*Outcomes define the  
knowledge, skills, and  
attitudes needed to enter  
the practice of civil  
engineering at the  
professional level in the  
21<sup>st</sup> Century.*

Refining the civil engineering BOK for the 21<sup>st</sup> Century challenged the BOK2 Committee, just as defining the initial BOK challenged the first BOK committee. The Committee began the refinement process by reviewing the 15 outcomes as described in the original BOK report,<sup>100</sup> recent National Academy of Engineering (NAE) reports,<sup>132,158</sup> and other relevant documents. Outcomes define the knowledge, skills, and attitudes necessary to enter the practice of civil engineering at the professional level in the 21<sup>st</sup> Century.

The Committee focused on outcomes without consideration of courses, semesters, faculty expectations, co- and extra-curricular activities, access and delivery systems, and other administrative and logistical aspects of teaching and learning the outcomes. For example, topics listed in the outcomes could appear in more than one course, one course could contain many of the outcomes, and, conceivably, one outcome could encompass an entire course. Outcomes could also be at least partially fulfilled during pre-licensure experience.

*The Committee started  
with and thoroughly  
reviewed the original 15  
outcomes.*

Task groups, comprised of members of the BOK2 Committee and others, were formed to review the original 15 outcomes, to evaluate the need for revised and new outcomes, and to consider the possibility of consolidating outcomes. The idea was to determine if the original outcomes were still appropriate, that is, if they had stood the test of time over the several years that they have been available for discussion and use. This process, which was guided by Bloom's Taxonomy (described in the next section), led to a refined set of outcomes and a supporting BOK rubric.

## Bloom's Taxonomy

Articulation of BOK outcomes and related levels of achievement comes, in part, from the desire to clarify what should be taught and learned. Clarification can be achieved through the use of organizing frameworks or taxonomies that systematically differentiate outcome characteristics and promote common understandings for all potential users of the BOK.

Accordingly, the ASCE Levels of Achievement Subcommittee,<sup>109</sup> which completed its work in September 2005, undertook a review of the educational psychology literature to find potential frameworks that might be applicable to the BOK. Specifically, the Subcommittee wanted a relatively simple framework, informed by educational research, which could link BOK outcomes to actual learning and achievement. The taxonomy that met simplicity and relevancy needs was Bloom's Taxonomy<sup>111</sup> as discussed in more detail in Appendices F and G.<sup>112</sup> Bloom's Taxonomy found in the Handbook<sup>111</sup> continues to find use today. The Handbook was "ahead of its time"<sup>113</sup> and its impact nationally and internationally is well documented.

In summary, Bloom's Taxonomy provides an appropriate framework for the definition of levels of achievement in the Civil Engineering BOK. More specifically:

- Bloom's Taxonomy is widely known and understood across the education community and its application to engineering education is documented in the literature. Thus levels of achievement based on Bloom's Taxonomy have broad legitimacy that no internally developed taxonomy could possibly have.
- Bloom's emphasis on the use of measurable, action-oriented verbs linked to levels of development creates understandable and implementable outcome statements that will support consistent and more effective assessment.

Bloom's taxonomy employs three distinct domains, the Cognitive, the Affective, and the Psychomotor, which are described<sup>111</sup> as follows:

- "...the Cognitive Domain ... includes those objectives which deal with the recall or recognition of knowledge and the development of intellectual abilities and skills."

- “...the Affective Domain ... includes objectives which describe changes in interest, attitudes, and values ...”
- the Psychomotor Domain which includes “... the manipulative or motor-skill area.”

This chapter focuses on the cognitive domain because that domain addresses many conventional learning outcomes associated with engineering. The Affective domain is discussed in Appendix G. It has historically received less attention in engineering, although the BOK2 Committee considers its relevance noteworthy and potentially a useful complement to the Cognitive Domain in engineering. The third domain, Psychomotor, is not pursued here.

**Outcomes: Introduction**

Table 1 introduces the 28 outcomes—six foundational outcomes, 12 technical outcomes and ten professional outcomes—recommended by the BOK2 Committee. Figure 2 summarizes the information graphically. The outcomes are organized by three categories to further clarify the BOK.

The foundational category warrants some explanation. The six outcomes are foundational in two ways. First, these outcomes help to lay the foundation for the remaining technical and professional outcomes, that is, these six outcomes will help the civil engineering student or intern fulfill the technical and professional outcomes. Second, these six outcomes are the foundation for a well-educated person in the 21<sup>st</sup> Century. Equipped with an understanding of mathematics, science, humanities, and social sciences, individuals will be in a position to understand the workings of the physical world and the behaviors of its inhabitants. The breadth of knowledge included in the foundational outcomes will also offer career and other life options.

The outcomes collectively prescribe the BOK, that is, the necessary depth and breadth of knowledge, skills, and attitudes required of an individual aspiring to enter the practice of civil engineering at the professional level in the 21<sup>st</sup> century. Relative to today’s approach, tomorrow’s civil engineer, before entry into the practice of civil engineering at the professional level, will:

- master more mathematics, science, and engineering science fundamentals,
- maintain technical breadth,

*The 28 outcomes will broaden and deepen the formal education and pre-licensure experience of civil engineers.*

*Relative to today’s approach, the 28 outcomes in the refined BOK add technical depth and professional practice breadth.*

- acquire broader exposure to humanities and social sciences,
- gain additional professional practice breadth, and
- achieve greater technical depth, that is, specialization

Active verbs define, for each outcome, the necessary level of achievement.

In Table 1 and Figure 2, outcomes are listed in approximate pedagogical order within the foundational, technical, and professional categories. Note how active verbs, indicated in bold italics and consistent with Bloom’s Taxonomy, help define for each outcome the level of achievement that must be demonstrated for entry into the practice of civil engineering at the professional level.

The evolution from 15 outcomes in the BOK1 report to 28 outcomes in this BOK2 report warrants discussion. In reviewing the original 15 outcomes, the Committee determined that some of the individual outcomes could be clarified if they were presented as two or more outcomes.

For example, BOK1 Outcome 1, with the short name Technical core becomes, in this BOK2 report, these five outcomes: 1. Mathematics, 2. Physics, 3. Chemistry, 7. Mechanics, and 8. Materials. Similarly, BOK1 Outcome 10, Contemporary issues, becomes, in this BOK2 report, Outcome 14, Contemporary issues and their relationship to engineering, and Outcome 21, Globalization. These and the other relationships between the 15 BOK1 outcomes and the 28 BOK2 outcomes are shown in Appendix H.

While some outcomes were added to further clarify the BOK1 outcomes, other outcomes were added to clarify other aspects of the BOK. For example, consider ABET’s *Criteria for Accrediting Engineering Programs*.<sup>160</sup> “Criterion 4, Professional Component” in the General Criteria for Basic Level Programs states that one required element of the professional component is “a general education component that complements the technical content of the curriculum and is consistent with the program and institution objectives.” Given the importance of this general education requirement and the effort expended on general education in the typical civil engineering curriculum, the BOK2 Committee endorsed this important requirement and concluded that it should be defined in terms of outcomes. Accordingly, the Committee added Outcome 5, Humanities and Outcome 6, Social sciences.

1 The ABET Program criteria for Civil and Similarly Named  
2 Engineering Programs<sup>160</sup> calls for “proficiency in a minimum of four  
3 recognized major civil engineering areas.” The BOK2 Committee  
4 concluded that this well-intentioned requirement should be clarified  
5 with the assistance of Bloom’s Taxonomy. The result is Outcome 9,  
6 Breadth of civil engineering areas.  
7

8 *Evolving from 15 to 28*  
9 *outcomes provides*  
10 *specificity and clarity.*  
11

12 In summary, the evolution from 15 outcomes to 28 outcomes  
13 further describe the BOK. Rather than adding content to the BOK,  
14 the larger number of outcomes add specificity and clarity.  
15

16 Reaching the recommended levels of achievement, that is,  
17 fulfilling the BOK, will be accomplished through a combination of  
18 formal education and early experience. The next major section of  
this report presents a comprehensive discussion of fulfilling the  
BOK.



1  
2  
3  
4  
5  
6  
7  
8  
9  
10  
11  
12  
13

**Table 1. Entry into the practice of civil engineering at the professional level requires fulfilling 28 outcomes to the various levels of achievement.**

**Key: L1 through L6** refers to these levels of achievement:

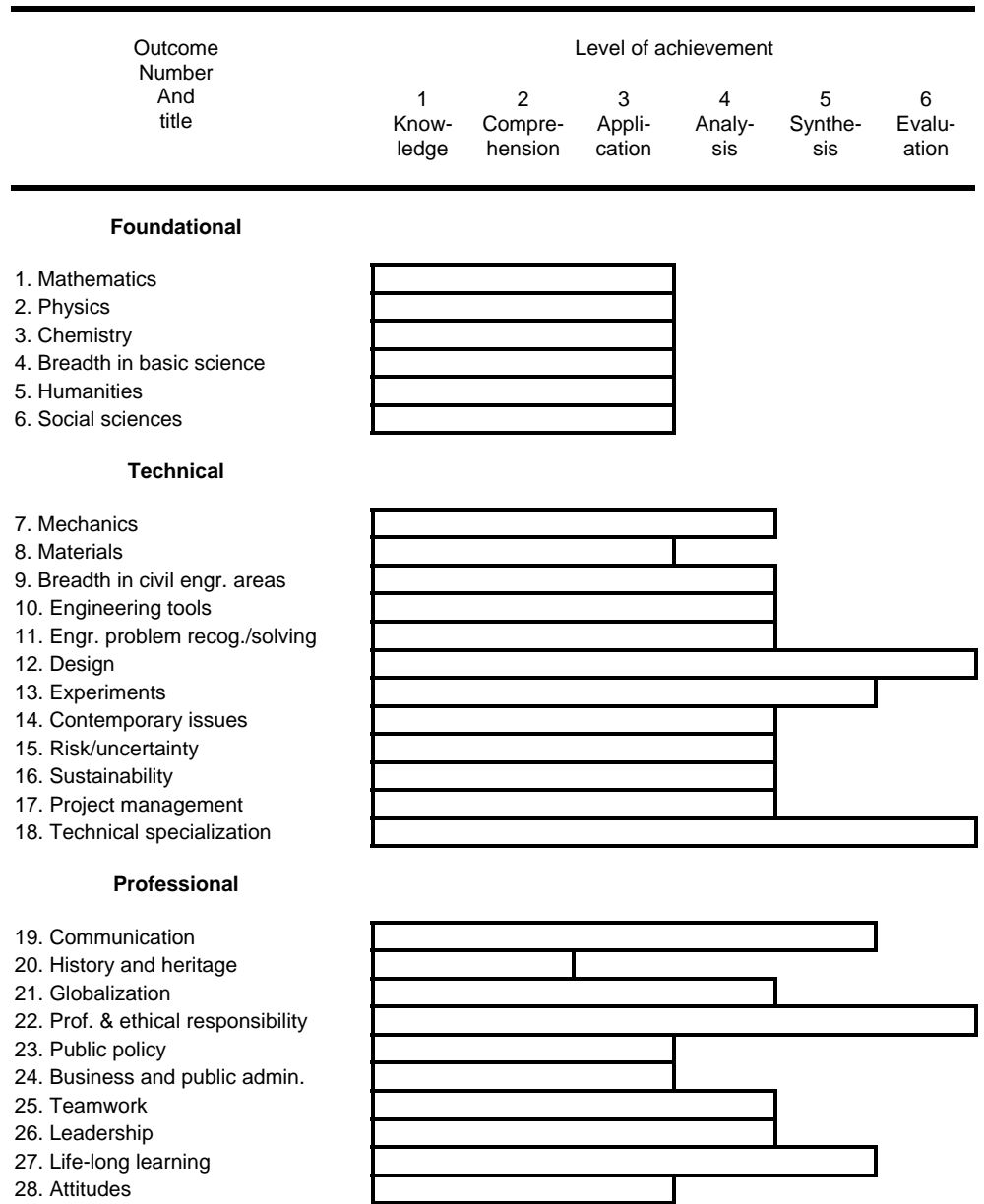
- Level 1 (**L1**) - Knowledge
- Level 2 (**L2**) - Comprehension
- Level 3 (**L3**) - Application
- Level 4 (**L4**) - Analysis
- Level 5 (**L5**) - Synthesis
- Level 6 (**L6**) - Evaluation

Outcome number and title	To enter the practice of civil engineering at the professional level, an individual must be able to demonstrate this level of achievement
<b>Foundational Outcomes</b>	
1 Mathematics	<i>Solve</i> problems in mathematics through differential equations and <i>apply</i> this knowledge to the solution of engineering problems. ( <b>L3</b> )
2 Physics	<i>Solve</i> problems in calculus-based physics and <i>apply</i> this knowledge to the solution of engineering problems. ( <b>L3</b> )
3 Chemistry	<i>Use</i> knowledge of chemistry to <i>solve</i> problems appropriate to civil engineering. ( <b>L3</b> )
4 Breadth in basic science	<i>Use</i> knowledge of an area of science other than mathematics, physics, and chemistry, to <i>solve</i> problems. ( <b>L3</b> )
5 Humanities	<i>Formulate</i> applicable criteria grounded in the humanities and <i>use</i> them in the development of a solution to engineering problems appropriate to civil engineering. ( <b>L3</b> )
6 Social sciences	<i>Formulate</i> criteria from the domain of social sciences and <i>use</i> them in the development of solutions to engineering problems appropriate to civil engineering. ( <b>L3</b> )
<b>Technical Outcomes</b>	
7 Mechanics	<b>Analyze</b> and solve problems in solid and fluid mechanics. ( <b>L4</b> )
8 Materials	<b>Use</b> knowledge of materials science to <i>solve</i> problems appropriate to civil engineering. ( <b>L3</b> )

9 Breadth in civil engineering areas	<i>Analyze</i> and solve well-defined engineering problems in at least four technical areas appropriate to civil engineering. <b>(L4)</b>
10 Engineering tools	<i>Select</i> and <i>organize</i> relevant techniques, skills, and modern engineering tools to solve a well-defined problem. <b>(L4)</b>
11 Engineering problem recognition and problem solving	<i>Analyze</i> and solve an ill-defined engineering problem appropriate to civil engineering. <b>(L4)</b>
12 Design	<i>Evaluate</i> the design of a complex system, component, or process and <i>assess</i> compliance with customary standards of practice, client's needs, and relevant constraints. <b>(L6)</b>
13 Experiments	<i>Specify</i> an experiment to meet a need, conduct the experiment, and analyze and <i>explain</i> the resulting data. <b>(L5)</b>
14 Contemporary issues and their relationship to engineering	<i>Analyze, compare,</i> and <i>contrast</i> the economic, environmental, political, and societal impacts of engineering. <b>(L4)</b>
15 Risk/uncertainty	<i>Analyze</i> the loading and capacity, and the effects of their respective uncertainties, for a well-defined design and <i>illustrate</i> the underlying probability of failure (or non-performance) for a specified failure mode. <b>(L4)</b>
16 Sustainability	<i>Analyze</i> systems of engineered works, whether traditional or emergent, for sustainable performance. <b>(L4)</b>
17 Project management	<i>Formulate</i> documents to be incorporated into the project management plan. <b>(L4)</b>
18 Technical specialization	<i>Evaluate</i> the design of a complex system or process, or <i>evaluate</i> the validity of newly-created knowledge or technologies in a traditional or emerging advanced specialized technical area appropriate to civil engineering. <b>(L6)</b>
<b>Professional Outcomes</b>	
19 Communication	<i>Plan, compose,</i> and <i>integrate</i> the verbal, written, virtual, and graphical communication of a project to technical and non-technical audiences. <b>(L5)</b>

20 History and heritage	<i>Explain</i> contributions of significant individuals, events, and developments that occurred in the history of civil engineering and the impact they have on the profession. <b>(L2)</b>
21 Globalization	<i>Analyze</i> engineering works and services in order to function at a basic level in a global context. <b>(L4)</b>
22 Professional and ethical responsibility	<i>Justify</i> a solution to an engineering problem based on professional and ethical standards and <i>assess</i> personal professional and ethical development. <b>(L6)</b>
23 Public policy	<i>Apply</i> public policy process techniques to simple public policy problems related to civil engineering works. <b>(L3)</b>
24 Business and public administration	<i>Apply</i> business and public administration concepts and problem-solving processes. <b>(L3)</b>
25 Teamwork	<i>Function</i> effectively as a member of a multi-disciplinary team. <b>(L4)</b>
26 Leadership	<i>Organize</i> and <i>direct</i> the efforts of a group. <b>(L4)</b>
27 Life-long learning	<i>Plan</i> and <i>execute</i> the acquisition of expertise appropriate for professional practice. <b>(L5)</b>
28 Attitudes	<i>Demonstrate</i> attitudes supportive of the professional practice of civil engineering. <b>(L3)</b>

1  
2  
3



**Figure 2. Entry into the practice of civil engineering at the professional level requires fulfilling 28 outcomes to the various levels of achievement.**

# Chapter 3: Fulfilling the Body of Knowledge

*Learning is a treasure that will follow its owner everywhere.*  
(Chinese proverb)

## Introduction

The preceding chapter of this report introduces, using outcomes, the revised BOK necessary for entry into the professional practice of civil engineering. The content of the preceding section might be considered the “what,” as in what knowledge, skills, and attitudes are required to enter professional practice? Building on that introduction, this chapter focuses on the “how” and does this in two ways.

The first way is “how” could the BOK be fulfilled by tomorrow’s aspiring civil engineer, using formal education and pre-licensure experience,<sup>159</sup> to address the 28 foundational, technical, and professional outcomes at the designated levels of achievement. More specifically, this chapter describes two principal paths to fulfillment, presents a rubric that indicates the roles of education and pre-licensure experience, introduces explanations for each of the outcomes, and outlines options for validating BOK fulfillment.

The second way this chapter addresses “how” is by explaining “how” the BOK is the foundation of the Master Plan for implementing ASCE Policy Statement 465. Related to this is a presentation of “how” the BOK could be used by various civil engineering stakeholders.

## Outcomes: Paths to Fulfillment

ASCE PS 465 states that fulfillment of the BOK will include a combination of:

- a baccalaureate degree in civil engineering,
- a master’s degree, or approximately 30 coordinated graduate or upper level undergraduate credits or the equivalent agency/organization/professional society courses providing equal quality and rigor, and
- appropriate experience based upon broad technical and professional practice guidelines which provide sufficient flexibility for a wide range of roles in engineering practice.

*This chapter discusses how tomorrow’s aspiring civil engineer could fulfill the BOK.*

*The BOK is the foundation of the Master Plan for implementing ASCE Policy Statement 465.*

*BOK fulfillment will require a baccalaureate degree, a master’s degree or equivalent, and experience.*

1  
2 In symbolic form, this portion of ASCE PS 465 is referred to  
3 as:  
4

5 **B + M/30 & E**  
6

7 In words, this is communicated as the “bachelors plus masters, or  
8 approximately 30 credits, and experience.” The B + M/30 portion of  
9 this expression represents several different, but related methods to  
10 fulfill the formal educational component of the BOK. The E refers to  
11 progressive, structured engineering experience which, when  
12 combined with the educational requirements, results in attainment of  
13 the requisite civil engineering BOK. Two common fulfillment paths  
14 are described below.  
15

### 16 **Primary Path to Fulfillment**

17  
18 The primary path for fulfilling the BOK in the future can be  
19 symbolized as:  
20

21 **B<sup>ABET</sup> + (M/30)<sup>Validated</sup> & E**  
22

23 The B refers to a baccalaureate degree in civil engineering accredited  
24 by the Engineering Accreditation Commission of ABET, Inc.  
25 (EAC/ABET). The M/30 refers to a master’s degree or  
26 approximately 30 semester credits of acceptable graduate-level (or  
27 upper-level undergraduate) courses in a specialized technical area  
28 and/or professional practice area related to civil engineering. The M  
29 signifies a program leading to a master’s degree which is not  
30 necessarily accredited by EAC/ABET; the 30 credit approach does  
31 not have to lead to a master’s degree. As noted in the primary path,  
32 the M/30 must be validated. Possible ways to do this are discussed  
33 later in this Chapter in the section “Outcomes: Validating  
34 Fulfillment.”  
35

36 The M or the 30 portion of this primary path can be  
37 accomplished equally well by traditional campus-based courses or  
38 by distance learning delivery systems. In the future, all of the 30  
39 might be delivered through independently-evaluated, high-quality,  
40 standards-based educational programs offered by firms, government  
41 agencies, professional societies, and for-profit educational  
42 organizations. Clearly, distance learning and independent  
43 educational programs are likely to become more prevalent and  
44 important in the future for both degree and non-degree granting  
45 programs.  
46

18 *The primary BOK*  
19 *fulfillment path begins*  
20 *with an ABET-accredited*  
21 *baccalaureate degree.*

## Secondary Path to Fulfillment

A secondary path for fulfilling the BOK in the future can be symbolized as:

**B + M<sup>ABET</sup> & E**

*The secondary BOK fulfillment path includes an ABET-accredited master's degree.*

While the baccalaureate degree associated with this secondary path is not required to be an ABET/EAC accredited degree in civil engineering, the master's degree must be an ABET/EAC degree accredited in civil engineering. ASCE has pursued important modifications to ABET accreditation criteria and policies to make this a viable alternative path in the future.

In addition to the primary and secondary paths explained above, ASCE continues to explore other paths for fulfilling the civil engineering BOK. Some of the additional paths being explored are for those who have a bachelor's degree in other engineering disciplines, a bachelor's degree not in engineering, or a bachelor's degree in engineering technology, but who are unable to pursue the secondary path described above. ASCE wishes to attract individuals to the civil engineering profession from nontraditional routes—while trying to ensure that all of those who enter the professional practice of civil engineering have the necessary knowledge, skills, and attitudes.

### Outcomes: Rubric

Building on the recommendations of the Levels of Achievement Subcommittee,<sup>109</sup> the BOK2 Committee developed the outcome rubric<sup>129</sup> presented in detail as Appendix I and summarized graphically in Figure 3. The rubric communicates the following BOK characteristics:

*The outcome rubric presents the outcomes, required levels of achievement for each, and the roles of education and experience.*

1. The 28 outcomes, categorized as foundational, technical, and professional and, within each category, organized in approximate pedagogical order.
2. The level of achievement that an individual must demonstrate for each outcome to enter the practice of civil engineering at the professional level.
3. For each outcome, the portion to be fulfilled through the bachelor's degree, the portion to be fulfilled through the master's degree or equivalent, and the portion to be fulfilled through pre-licensure experience.

Outcome number and title	Level of achievement					
	1 Knowledge	2 Comprehension	3 Application	4 Analysis	5 Synthesis	6 Evaluation
<b>Foundational</b>						
1. Mathematics	B	B	B			
2. Physics	B	B	B			
3. Chemistry	B	B	B			
4. Breadth in basic science	B	B	B			
5. Humanities	B	B	B			
6. Social sciences	B	B	B			
<b>Technical</b>						
7. Mechanics	B	B	B	B		
8. Materials	B	B	B			
9. Breadth in civil engr. areas	B	B	B	B		
10. Engineering tools	B	B	B	M/30		
11. Engr. problem recog./solving	B	B	B	M/30		
12. Design	B	B	B	B	B	E
13. Experiments	B	B	B	B	M/30	
14. Contemporary issues	B	B	B	E		
15. Risk/uncertainty	B	B	B	E		
16. Sustainability	B	B	B	E		
17. Project management	B	B	B	E		
18. Technical specialization	B	M/30	M/30	M/30	M/30	E
<b>Professional</b>						
19. Communication	B	B	B	B	E	
20. History and heritage	B	B				
21. Globalization	B	B	B	B		
22. Prof. & ethical responsibility	B	B	B	B	E	E
23. Public policy	B	B	E			
24. Business and public admin.	B	B	E			
25. Teamwork	B	B	B	E		
26. Leadership	B	B	B	E		
27. Life-long learning	B	B	B	E	E	
28. Attitudes	B	B	E			
Key:	B		Portion of the BOK fulfilled through the bachelor's degree			
	M/30		Portion of the BOK fulfilled through the master's degree or equivalent (approximately 30 semester credits of acceptable graduate-level or upper-level undergraduate courses)			
	E		Portion of the BOK fulfilled through the pre-licensure experience			

**Figure 3. The BOK rubric integrates outcomes, levels of achievement, formal education, and pre-licensure experience.**



1  
2  
3  
4 *The bachelor's degree is*  
5 *the foundation for all*  
6 *outcomes.*  
7  
8  
9  
10  
11  
12  
13  
14  
15  
16  
17  
18  
19  
20  
21  
22  
23  
24  
25

26 *Experience is essential*  
27 *for fulfilling half of the*  
28 *outcomes.*  
29  
30  
31  
32  
33  
34  
35  
36  
37  
38  
39  
40  
41  
42  
43  
44  
45  
46

BOK features illustrated in Figure 3 and Appendix I include:

1. All 28 outcomes, with the exception of Outcome 18, Technical Specialization, are fulfilled, at least through Level 2, Comprehension, via formal education in a baccalaureate program. The bachelor's degree lays the foundation for all outcomes and provides a broad background in science, humanities, social sciences, and engineering.
2. For 11 outcomes (1, 2, 3, 4, 5, 6, 7, 8, 9, 20, and 21), the necessary levels of achievement are fulfilled entirely through the bachelor's degree. This, and the preceding observation, emphasize the importance of a broad baccalaureate education which provides a solid foundation for higher-level education (M/30) program.
3. The M/30 helps to fulfill four Outcomes (10, 11, 13, and 18) and is the primary means by which Outcome 18, Technical Specialization, is accomplished. Outcome 18 and the supporting role of Outcomes 10, 11, and 13 at the M/30 level provide the greater technical depth in the BOK.
4. For 14 outcomes (12, 14, 15, 16, 17, 18, 19, 22, 23, 24, 25, 26, 27, and 28), experience is needed in addition to formal education at both the bachelor's degree and master's degree or equivalent to achieve the minimal level of achievement. This reinforces the need for an education-experience partnership in fulfilling the BOK.
5. Most of the formal education in the BOK, as suggested by the dominance of B cells in Figure 3, occurs during the bachelor's degree program. This provides an educational foundation shared across civil engineering. Accordingly, completion of a well-rounded and broad baccalaureate program at one institution offers the option of a transportable progression to a more focused and specialized master's degree or equivalent at another school or in another program.

Consider the portion of the rubric to the right of the cells containing the B, M/30, and E notations. The BOK2 Committee used a reverse process in developing the rubric. The Committee first "filled in" the entire rubric, that this, all six Bloom levels for 28

1 outcomes—168 cells—prior to selecting the levels of achievement  
2 needed for entry into the practice of civil engineering at the  
3 professional level. And only after those levels were established did  
4 the Committee, working in reverse, making the decisions concerning  
5 the role of B, M/30, and E.  
6

7 *The Committee first*  
8 *established achievement*  
9 *levels needed for entry*  
10 *into professional*  
11 *practice and then*  
12 *addressed the roles of*  
13 *education and*  
14 *experience.*  
15

After completing this systematic reverse process, the Committee decided to retain the Bloom-based information in the cells to the right of the B-M/30-E cells in Appendix I because some of that information may be useful to various rubric users. Two examples:

- A faculty member, student, or intern might note, for any outcome, the level of achievement in the cell immediately to the right of the cell defining the level of achievement needed at the completion of the B or M/30 or for entry into professional practice. The former will help the user further understand the latter.
- Another example of the potential usefulness of the “right side” of the rubric is based on the realization that the rubric defines the minimum level of achievement for each outcome. An individual, such as a student or Engineer Intern, or an entity, such as a civil engineering department or an engineering employer, may want to go beyond the minimums. The higher levels of achievement described in the “right side” cells would be useful in defining going beyond minimums.

16  
17  
18  
19  
20  
21  
22  
23  
24  
25  
26  
27  
28  
29  
30  
31  
32  
33  
34  
35  
36  
37  
38  
39  
40  
41  
42  
The reverse process used by the Committee to eventually establish the B, M/30, and E cells in the rubric could also be applied by educators and by engineering organization managers. For example, faculty designing new or revised undergraduate curricula, could, for each outcome, begin with the highest level of achievement for that outcome, within the baccalaureate program. Then, working in reverse, they could design or re-design related curricular elements. Similarly, leaders within engineering organizations could, for each outcome requiring experience, note the highest level of achievement for that outcome to be accomplished via experience. Then, working in reverse, they could design a coaching, mentoring, and education and training program for interns to assist them in fulfilling the BOK.

## Outcomes: Explanations

The BOK2 Committee created explanations for each of the 28 outcomes. These explanations are designed to help faculty who teach aspiring civil engineers and practitioners who supervise, coach, and/or mentor pre-licensure civil engineers. The explanations will also aid civil engineering students and civil Engineer Interns, that is, individuals who are preparing for entry into the professional practice of civil engineering. To reiterate, explanations are to be helpful—they are not prescriptive. Outcomes paired with explanations provide what the Committee views as a desirable deliverable for stakeholders; Bloom-based outcomes relying on active verbs, with each outcome supported by a descriptive and illustrative explanation.

Outcomes are viewed as being applicable over a long period (e.g., years). In contrast, some illustrative topics mentioned in the explanations will be ephemeral, requiring modification in response to stakeholder needs, technological advances, and other changes.

Using a format of one or two explanations per page, the explanations are presented in Appendix J. This format enables the reader to readily move from one outcome to another because there are only one or two outcomes per page and the formats are identical. The format for each explanation begins with an Overview section that presents the rationale for the outcome and defines terms, as needed.

The Overview section is followed by a section, denoted by B, that states the minimum level of achievement to be fulfilled through the Bachelor's degree. The level of achievement is taken directly from the rubric. The code L1, L2, L3, L4, L5, or L6 is included to reiterate, respectively, the following Bloom level of achievement that is to be accomplished: Knowledge, Comprehension, Application, Analysis, Synthesis, and Evaluation. The B section goes on to offer ideas on curricular and, in some cases, co – and extra-curricular ways to enable the aspiring civil engineer to reach the required levels of achievement.

As appropriate for the outcome, the B section is followed by an M/30 (master's degree or equivalent) and/or an E (experience) section. As with the B section, these sections offer ideas on how an individual, within his or her courses or during his or her pre-licensure experience, can attain the necessary minimum levels of achievement.

1  
2  
3 *Non-prescriptive*  
4 *explanations are*  
5 *provided to aid BOK*  
6 *stakeholders, that is,*  
7 *faculty, students,*  
8 *Engineer Interns, and*  
9 *practitioners.*

10  
11  
12  
13  
14  
15  
16  
17  
18  
19  
20  
21  
22  
23  
24  
25  
26  
27  
28  
29  
30  
31  
32  
33  
34  
35  
36  
37  
38  
39  
40  
41  
42  
43  
44  
45

## Outcomes: Validating Fulfillment

Earlier in this chapter, two paths were presented for the fulfillment of the civil engineering BOK. These two paths represent different, but related, fulfillment models. The two fulfillment paths also correspond to two models for validating an individual's attainment of the BOK.

### Validation of the Primary Path to Body of Knowledge Fulfillment

Table 2 summarizes the following three-step model for validating the primary fulfillment path:

*Validation of the primary path to BOK fulfillment relies on ABET, an Approved Outside Entity, and licensing boards.*

**Step 1:** ABET, Inc. validates the fulfillment of the B component of the BOK (see Figure 3) through the formal accreditation processes of the Engineering Accreditation Commission of ABET (EAC/ABET). Specifically, the criteria for an accredited bachelor's degree in civil engineering contains the appropriate language that validates the portion of the BOK fulfilled through the bachelor's degree. This language is included within the Basic Level General Criteria and the Civil Engineering Program Criteria of the *Criteria for Accrediting Engineering Programs*.

**Step 2:** Accreditation of the civil engineering master's degree by the EAC/ABET is not relied upon in this primary path, even though it is an acceptable and efficient means of validating the M/30 component of the BOK. More generally, an Approved Outside Entity (AOE) validates the fulfillment of the M/30 component of the BOK (see Figure 3) outside of the normal EAC/ABET accreditation process. Because the B component has been validated by the EAC/ABET, the validation by an AOE is limited to the M/30 component. Alternative approaches for validating the M/30 component of the BOK were explored by the CAP<sup>3</sup> Fulfillment & Validation Committee.<sup>161</sup> The National Council of Examiners for Engineering and Surveying (NCEES) is also actively working to define AOE's in conjunction with revisions to the NCEES Model Law and the NCEES Model Rules. CAP<sup>3</sup> is confident that these efforts will confirm that validation of the M/30 component of the BOK by AOE's is viable – and will be more clearly defined in the near future.

**Step 3:** Historically, individual state licensing boards have validated an individual's completion of required pre-licensure experiential development. In the short term, CAP<sup>3</sup>'s validation model will continue to use individual state licensing boards for validating the E component of the BOK. Because the current experience guidelines

used by state licensing boards are not based upon the BOK outcomes, the validation of the portion of the BOK fulfilled through pre-licensure experience is incomplete. As such, CAP<sup>3</sup> has charged a new Experience Committee to explore validation alternatives. This new committee is discussed in more detail in the next section of this chapter.

**Table 2. Validation of the primary path to Body of Knowledge fulfillment**

B <sup>ABET</sup> + (M/30) <sup>Validated</sup> & E			
Step	Validation	Component validated (from Figure 3)	Validation entity
#1	B <sup>ABET</sup>	B	ABET, Inc.
#2	M <sup>Validated</sup> or 30 <sup>Validated</sup>	M/30	Approved outside entity
#3	E	E	State licensing board

**Validation of the Secondary Path to Body of Knowledge Fulfillment**

Table 3 summarizes the following two-step secondary fulfillment path:

**Step 1:** Accreditation of the bachelor’s degree by ABET is not relied upon in this secondary path, even though perfectly acceptable. Instead, ABET validates the fulfillment of both the B and the M/30 components of the BOK (see Figure 3) through an EAC/ABET-accredited master’s degree. Specifically, the criteria for an

*Validation of the secondary path to BOK fulfillment is based on ABET and licensing boards.*

1 accredited master's degree in civil engineering contains all of the  
 2 appropriate language for validating the portion of the BOK fulfilled  
 3 through the bachelor's degree (which may not be accredited by  
 4 EAC/ABET) and the master's degree (which must be accredited by  
 5 EAC/ABET). This language is included within the Advanced Level  
 6 General Criteria of the *Criteria for Accrediting Engineering*  
 7 *Programs*. The Advanced Level General Criteria state:  
 8

*The criteria for an advanced level program are fulfillment of the basic level general criteria, fulfillment of program criteria appropriate to the advanced level specialization area, and one academic year of study beyond the basic level. The program must demonstrate that graduates have an ability to apply advanced level knowledge in a specialized area of engineering related to the program area.*

17 This wording was crafted to validate both the B and M/30  
 18 components of the BOK – for all individuals earning an EAC/ABET  
 19 master's degree in civil engineering.  
 20

21 **Step 2:** This step is identical to the third step of the previous  
 22 validation model. It uses the individual state licensing boards for  
 23 validating the E component of the BOK.  
 24

25 **Table 3. Validation of the secondary path to Body of Knowledge**  
 26 **fulfillment**  
 27

B + M <sup>ABET</sup> & E			
Step	Validation	Component validated (from Figure 3)	Validation entity
#1	M <sup>ABET</sup>	B	ABET, Inc.
		M	
#2	E	E	State licensing board

1 In summary, two different models are available for validating  
2 an individual's attainment of the BOK. The second model is simpler  
3 – relying solely on existing accreditation and licensing organizations.  
4 The first model, while more complex, is necessary to ensure the  
5 viability of the primary fulfillment path – the most flexible path for  
6 BOK fulfillment.  
7

## 8 **The Vision for Civil Engineering in 2025 and the Body of** 9 **Knowledge: The Foundation of the Policy Statement 465 Master** 10 **Plan**

11  
12  
13 *The Master Plan for*  
14 *implementation of ASCE*  
15 *Policy Statement 465 is*  
16 *founded on the BOK.*  
17

### 12 **Introduction**

13 Earlier sections of this chapter addressed the question: How is  
14 the BOK fulfilled by tomorrow's aspiring civil engineer? This  
15 section addresses a different and more strategic question: How is the  
16 BOK used by ASCE to change the prerequisites for entry into the  
17 professional practice of civil engineering? The concise answer is  
18 that the BOK is used as the starting point of the entire ASCE Master  
19 Plan<sup>164</sup> to "raise the bar" for entry into professional practice. In  
20 other words, the BOK is the foundation of the ASCE Master Plan to  
21 implement PS 465.  
22

### 23 **The Master Plan – Overview**

24 The master plan must be understood to appreciate how the  
25 BOK is used by ASCE for implementing PS 465. ASCE's complex,  
26 multi-dimensional, and integrated master plan, as shown in Figure 4,  
27 is based entirely on the BOK. In executing this plan, ASCE will use  
28 the BOK to cause changes to the educational and licensure processes  
29 of the civil engineering profession including:  
30

- 31 • accreditation criteria of engineering programs,
- 32 • university curricula,
- 33 • on-the-job education and training of engineer interns,
- 34 • NCEES Model Law and Model Rules, and,
- 35 • ultimately state laws and regulations governing the  
36 licensure of practicing professional engineers.

37 The various elements of this plan are discussed in the following  
38 section.  
39  
40  
41  
42  
43  
44  
45  
46

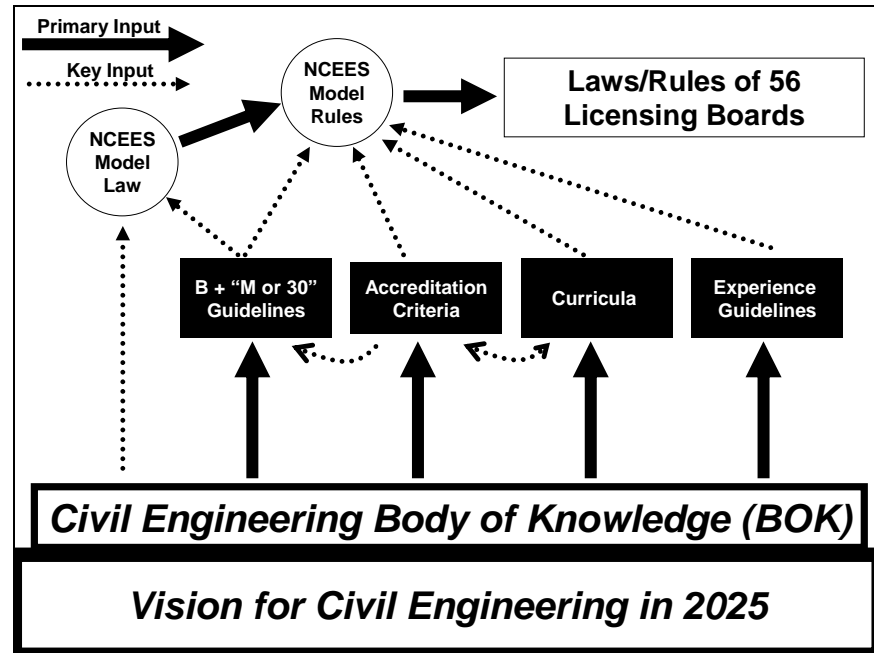


Figure 4. ASCE’s Master Plan for implementing Policy Statement 465 builds on the Vision for Civil Engineering in 2025 and the Body of Knowledge

### The Master Plan – Work Products and Committees

The work products associated with this Master Plan, as well as the committees working on these products, are briefly explained below. These products are also being integrated into the ASCE Strategic Planning process currently underway. For a more detailed explanation, please go to [www.asce.org/raisethebar](http://www.asce.org/raisethebar).

**The Vision for Civil Engineering in 2025:** As explained in Chapter 1 of this report, ASCE intends that the *Vision for Civil Engineering in 2025*<sup>128</sup> will guide policies, plans, processes, and progress within the civil engineering community and beyond, including around the globe. One critical action is linking the 2025 Vision to reform in the education and pre-licensure experience of civil engineers. The vision is meant to be strategic, future-oriented, and aspirational – three characteristics shared by the BOK. As such, the 2025 Vision is the primary guiding document for developing the civil engineering BOK, and the logical starting point for the Master Plan for the realization of ASCE Policy Statement 465.

**Body of Knowledge:** The BOK is the foundational document of the entire ASCE Master Plan to implement PS 465. The BOK1 Committee was formed in May 2002 and charged to define the knowledge, skills,



1 *The refined BOK*  
2 *described in this report*  
3 *strengthens the Master*  
4 *Plan's foundation.*  
5  
6  
7  
8  
9

and attitudes needed to enter the practice of civil engineering at the professional level. The committee published the *Civil Engineering Body of Knowledge for the 21<sup>st</sup> Century* in February 2004 (see [www.asce.org/professional/educ/bodyofknowledge.cfm](http://www.asce.org/professional/educ/bodyofknowledge.cfm)). A new BOK Committee (BOK2 Committee) was appointed in September 2005 to prepare and publish this, the Second Edition of the BOK. See Appendix D for the details regarding the BOK2 Committee and many others who contributed to the preparation of this report.

10 **Example Curricula:** As BOK1 was nearing completion in late 2003, CAP<sup>3</sup> organized a group consisting primarily, but not exclusively, of civil engineering faculty to first, determine the current status of civil engineering education in relation to the formal educational component of the first edition of the BOK and second, determine the nature of change necessary to support the formal educational expectations of the BOK. The Curricula Committee of CAP<sup>3</sup> was given this charge in September 2003. Their detailed report can be found at <http://www.asce.org/files/pdf/professional/curriculacommreportdec2006.pdf>.  
11  
12  
13  
14  
15  
16  
17  
18  
19  
20

21 The Curricula Committee, which completed its report<sup>130</sup> in December  
22 2006, concluded:  
23

- 24 • The original BOK “is not accomplished within current  
25 (undergraduate) civil engineering curricula.”
- 26
- 27 • The original BOK, “except for the outcome regarding  
28 technical specialization, can be included in the  
29 undergraduate curriculum.”
- 30
- 31 • “Specialized technical knowledge is best accomplished in a  
32 post-graduate program of study.”  
33

34 The National Academy of Engineering (NAE) reached similar  
35 conclusions in its 2005 report.<sup>158</sup> NAE report recommendations  
36 include the following: “The B.S. degree should be considered as a  
37 pre-engineering or ‘engineer in training’ degree. Engineering  
38 programs should be accredited at both the B.S. and M.S. levels so  
39 that the M.S. degree can be recognized as the engineering  
40 ‘professional’ degree.”  
41

42 A new curricula-related committee, the Educational  
43 Fulfillment Committee, will be formed in late 2007 and will be  
44 charged with reviewing the Second Edition of the BOK and  
45 associated work products that affect the formal educational process.  
46

34 *ASCE and the National*  
35 *Academy of Engineering*  
36 *are aligned.*  
37  
38  
39  
40  
41  
42  
43  
44  
45  
46

1  
2 *New BOK-consistent*  
3 *accreditation criteria*  
4 *will be applied for the*  
5 *first time during the*  
6 *2008-2009 accreditation*  
7 *cycle.*

21 *Experience guidelines*  
22 *are being developed.*

44 *The 2006 changes in the*  
45 *NCEES Model Law*  
46 *support BOK fulfillment.*

**Accreditation Criteria and Accredited Programs:** Using the BOK1 as its primary reference, the CAP<sup>3</sup> Accreditation Committee crafted new basic (bachelor’s) level civil engineering program criteria and new advanced (master’s) level general criteria (see [www.asce.org/files/pdf/professional/BLPCALGCV35b.pdf](http://www.asce.org/files/pdf/professional/BLPCALGCV35b.pdf)). These criteria, which were approved by the ABET Board of Direction in November 2007, will be used for the first time during the 2008-2009 accreditation cycle.

The Accreditation Committee also drafted the ASCE Commentary to the criteria (see [www.asce.org/files/pdf/professional/ASCECommentaryv3.309232006.pdf](http://www.asce.org/files/pdf/professional/ASCECommentaryv3.309232006.pdf)). This draft commentary provides civil engineering program evaluators with guidelines for applying the new criteria – and provides civil engineering faculty with recommended measures to ensure full, robust implementation of the BOK1. Using these new criteria and this Commentary, civil engineering programs will be accredited within the context of the *Civil Engineering Body of Knowledge for the 21<sup>st</sup> Century*.

**Experience Guidelines:** As discussed earlier in this chapter, pre-licensure experience is essential to fulfillment of the BOK. (Ed. Note: Do we need to link experience directly to licensure?) Using the BOK2 as its basic reference, a new BOK Experiential Fulfillment Committee will prepare and publish guidelines to assist the engineer intern in achieving those outcomes identified for fulfillment through on-the-job education and training. The work products of this committee will be posted as soon as available at [www.asce.org/raisethebar](http://www.asce.org/raisethebar).

**M/30 Guidelines:** Based upon the fulfillment models presented in the first edition of the *Civil Engineering Body of Knowledge for the 21<sup>st</sup> Century*, the Fulfillment and Validation Committee of CAP<sup>3</sup> began work in September 2004. It explored how alternative education providers, other than universities, could provide creditable post-graduate engineering education. They investigated alternative education providers that were of equivalent academic rigor and comparable individual assessment as traditional universities. This committee also addressed how to validate the “+30” portion of the BOK. The committee completed its report (see [www.asce.org/pdf/FVReportFinal.pdf](http://www.asce.org/pdf/FVReportFinal.pdf) ) in April 2005. This report influenced the contents of the Model Law and Model Rules proposed by the NCEES.

**Model Law, Model Rules, and State Licensing Laws/Rules:** ASCE PS 465 states that the attainment of a BOK would be accomplished through the adoption of appropriate engineering

1 education and experience requirements as a prerequisite for  
2 licensure. In other words, ASCE has unequivocally decided that  
3 implementation of ASCE PS 465 requires that the BOK be tied to  
4 the profession's licensure process.

5  
6 In June 2002, the Licensure Committee of CAP^3 began working  
7 with the NCEES to change the Model Law to include the M/30  
8 concept. The work has yielded very positive results. In September  
9 2006, delegates at the NCEES Annual Meeting approved the  
10 modifications to the Model Law requirements to require additional  
11 education for engineering licensure. The approved language states  
12 that an engineer intern with a bachelor's degree must have an  
13 additional 30 credits of acceptable upper-level undergraduate or  
14 graduate-level coursework from approved providers in order to be  
15 admitted to the Principles and Practice of Engineering (PE)  
16 examination. A master's degree or PhD from an approved institution  
17 would also qualify. The change, to be effective in 2015, is a  
18 recommendation to each of the 55 licensing jurisdictions,<sup>165</sup> which  
19 individually will have to modify their state laws and/or rules to  
20 reflect the new NCEES Model Law and Model Rules. Up-to-date  
21 information concerning changes to the NCEES Model Law and  
22 Model Rules can be found at  
23 [www.ncees.org/licensure/licensure\\_exchange/](http://www.ncees.org/licensure/licensure_exchange/).

24  
25 In summary, this section describes how the BOK is being used  
26 by ASCE as the foundation for the entire Master Plan to implement  
27 PS 465. The BOK affects every work product of every constituent  
28 committee of CAP^3.

### 30 **Other Ways the BOK Could Be Used**

31  
32 When well-crafted, a profession's BOK speaks to all segments  
33 of the profession. While the messages may differ among the various  
34 segments, all can view the BOK as common ground. The BOK is a  
35 foundation on which a profession's members study for and build  
36 careers, carry out their responsibilities, and pursue opportunities.

37  
38 So it is with the civil engineering BOK. Consider the relevance  
39 of BOK2 to various members of and stakeholders in the civil  
40 engineering community. The BOK2:

- 41 • offers *prospective civil engineering students*, and their  
42 *parents, teachers, counselors, and advisors*, a glimpse of  
43 the importance of civil engineering and the breadth of  
44 opportunities offered.  
45  
46

38 *The BOK is relevant to*  
39 *many and varied civil*  
40 *engineering*  
41 *stakeholders.*

1  
2  
3  
4  
5  
6  
7  
8  
9  
10  
11  
12  
13  
14  
15  
16  
17  
18  
19  
20  
21  
22  
23  
24  
25  
26  
27  
28  
29  
30  
31  
32  
33  
34  
35  
36  
37  
38  
39  
40  
41  
42

- assists *civil engineering and other faculty* in designing curricula, creating and improving courses, and teaching and counseling students.
- offers *researchers* ideas on future directions of civil engineering and related technical needs and defines the knowledge, skills, and attitudes that should be offered by students seeking to engage in research.
- provides *civil engineering students* and *engineer interns* with a framework against which they can understand the purpose, measure the progress, and plan the completion of their studies and pre-licensure experience.
- gives *ABET leaders* a basis for developing appropriate accreditation criteria.
- informs *employers* what they can expect in terms of basic knowledge, skills, and attitudes possessed by civil engineering graduates.
- suggests to *employers* their role, in partnership with individual engineer interns prior to licensure, in helping them attain the additional levels of achievement needed to enter the practice of civil engineering at the professional level.
- provides *licensing boards* with confidence that the formal education and pre-licensure experience of civil engineers will meet the engineering profession's responsibility to protect public safety, health, and welfare.
- encourages *specialty certification boards* to build on the pre-licensure BOK in defining their desired mastery level of achievement.

1  
2  
3  
4  
5  
6  
7  
8  
9  
10  
11  
12  
13  
14  
15  
16  
17  
18  
19  
20  
21  
22  
23  
24  
25  
26  
27  
28  
29  
30  
31  
32  
33  
34  
35  
36  
37  
38  
39  
40  
41  
42  
43  
44

## Chapter 4: Guidance for Faculty, Students, Engineer Interns, and Practitioners

*In a time of drastic change,  
it is the learners who inherit the future.  
The learned usually find themselves equipped  
to live in a world that no longer exists.*  
(Eric Hoffer, self-taught social philosopher)

### Introduction

*BOK guidance is offered  
for faculty, students,  
Engineer Interns, and  
practitioners.*

ASCE’s 1995 Civil Engineering Education Conference<sup>114</sup> recommended action in four areas: professional degrees, integrated curriculum, faculty development, and practitioner involvement. ASCE Policy Statement 465, in a broad sense, addresses all four. For example, the “what” and “how” of this BOK report which are the themes, respectively, of Chapters 2 and 3, relate directly to “professional degrees” and “an integrated curriculum.” The “who,” forms the theme of this chapter, because the chapter addresses “faculty development” and the complementary topic of “practitioner involvement.” Also discussed within the chapter are students and Engineer Interns; the principal BOK learners and beneficiaries.

PS 465 and its foundation, the BOK, are intended to reform the education and pre-licensure experience of tomorrow’s civil engineers. The resulting changes will naturally raise concern for some impacted individuals. Accordingly, the chapter presumes that gradual implementation of the BOK will cause many affected members of the civil engineering community to be receptive to guidance. As noted, these members are very likely to include faculty members, students, Engineer Interns, and practitioners, especially those who coach and mentor Engineer Interns.

Any guidance that might be offered to those individuals must be credible. Accordingly, a variety of accomplished professionals drawn from academia and practice and from the private and public sectors were invited to offer guidance ideas for one of the four “who” groups. The “Other Contributors” section of Appendix E lists the individuals who kindly accepted the BOK2 Committee’s invitation, drew on their knowledge and experience, and provided

1 guidance ideas. These ideas, edited for brevity and consistency, are  
2 the substance of this chapter. This chapter is written partly in second  
3 person to stress the guidance objective. That is, the chapter speaks to  
4 you as an interested faculty member, student, Engineer Intern, and  
5 practitioner. The Committee is confident you will find, within this  
6 chapter, insights and advice applicable to your particular situation.  
7

## 8 **Guidance for Faculty**

9  
10 As noted by ABET, “The faculty is the heart of any education  
11 program.” You, as a civil engineering faculty member, are among  
12 the first representatives of the profession that most future civil  
13 engineers encounter and, as such, serve as their first professional role  
14 models. Therefore, in a very real sense, the future of civil  
15 engineering is dependent upon you and your colleagues. Earning  
16 and maintaining the respect of the public as professionals and leaders  
17 require that future engineers be well prepared.  
18

19 *Respecting the crucial*  
20 *role of teachers, the*  
21 *Committee contemplated*  
22 *the ideal civil*  
23 *engineering faculty of*  
24 *the future and their even*  
25 *more important role.*  
26  
27 The BOK2 Committee contemplated the ideal civil engineering  
28 faculty of the future and their important role in educating future  
29 generations of civil engineers. Who should the faculty be, as  
30 individuals and collectively? What will enable them to be successful  
31 in facilitating the accomplishment of the BOK? How can they  
32 present themselves with a professional attitude and as positive role  
33 models? How can they develop graduates who can creatively apply  
34 concepts to recognize, define, and solve engineering problems?  
35 What are the characteristics required of educators to aid them in  
36 motivating and guiding students toward the achievement of the  
37 BOK? And how can they do all this while also supporting their own  
38 professional development as well as the specific mission of their  
39 academic institution.

40  
41 Interactions between students and teachers can affect education  
42 positively or negatively. High quality teaching and mentoring can  
43 have a dramatic effect on retention. The two primary reasons cited  
44 by students as to why they switch from engineering to another major  
45 are poor teaching and inadequate advising. A third reason cited by  
46 the students is curriculum overload.<sup>115</sup>

40 *There is a need to*  
41 *strengthen civil*  
42 *engineering teaching.*  
43  
44 On the whole, frequent student interaction with faculty has  
45 positive effects on student development, involvement, and retention.  
46 However, another study found that greater interaction with faculty  
may not have the same positive effect.<sup>116</sup> That is, poor attitudes and  
lack of professionalism by faculty have a dramatically negative  
effect on students. The need for high quality and effective faculty to  
teach the civil engineering BOK is clear.

1  
2 The BOK2 Committee reconfirmed the following four  
3 characteristics of the model full or part-time civil engineering faculty  
4 member as presented by the BOK1 Committee:  
5

6 *Model full or part-time*  
7 *faculty should be*  
8 *scholars and effective*  
9 *teachers, have relevant*  
10 *practical experience,*  
11 *and serve as positive*  
12 *role models.*  
13  
14  
15

- **Scholars:** Those who teach the civil engineering BOK should be scholars. You should acquire and maintain a high level of expertise in subjects that you teach. Being a scholar mandates that engineering faculty be life-long learners, modeling continued growth in knowledge and understanding. Additionally, being a scholar requires that you be engaged in scholarly activities supporting your educational activities and your professional area(s) of practice.
  - **Effective Teachers:** Student learning is optimal when you and other faculty members effectively engage students in the learning process. The development of engineering faculty as effective teachers is critical for the future of the profession. Faculty should be expected to gain pedagogical training through internal programs within their home institution or external programs offered through various professional organizations. An excellent example is ASCE's ExCEED program.
  - **Have Relevant Practical Experience:** Engineering is a profession of practice, so the education process must integrate this experiential component to be successful. You should have an appropriate level of relevant practical experience in the engineering subjects that you teach. Faculty have difficulty being passionate about the subjects they teach or fully communicating the relevance of the topic to students without having appropriate experience.
  - **Positive Role Models:** Regardless of personal desires or choice, every civil engineer who is in contact with students serves as a role model for the profession. You should be aware that students are viewing you in that light. The ideal civil engineering faculty member should present a positive role model for our profession. Students should be able to both relate to and follow these role models and be put on a path toward becoming successful engineers in their own right.
- 16  
17  
18  
19  
20  
21  
22  
23  
24  
25  
26  
27  
28  
29  
30  
31  
32  
33  
34  
35  
36  
37  
38  
39  
40  
41  
42  
43  
44  
45

## Be a Scholar

This use of the term “scholar” goes far beyond the traditional, restrictive view of scholarship as basic or applied research. Instead, the Committee adopted the more inclusive view of scholarship espoused by Ernest L. Boyer in his seminal work, *Scholarship Reconsidered, Priorities of the Professoriate*.<sup>117</sup>

Boyer recognized that knowledge can be acquired through research, synthesis, practice, and teaching. He defined the four corresponding functions of scholars as the Scholarship of Teaching, the Scholarship of Discovery, the Scholarship of Integration, and the Scholarship of Application. Scholars are true life-long learners, continually acquiring knowledge. The four forms of scholarship are explained as follows:

- The *Scholarship of Teaching* comprises developing examples, analogies, and images that form the bridge between the teacher’s understanding and the student’s learning. It clearly fits the expectation of expertise in faculty, as it requires that faculty also be learners, always extending their own knowledge and understanding.
- The *Scholarship of Discovery* is the familiar, disciplined, investigative research. It enhances the meaning of the academy itself, discovering basic knowledge and continuing the intellectual climate of the university.
- The *Scholarship of Integration* makes connections within and between disciplines. As the master integrators of the infrastructure, civil engineers are rightly very interested in the synthesis of such multidisciplinary work.
- The *Scholarship of Application* is the professional activity of applying new knowledge to consequential problems. The civil engineer has clear ties to this scholarship, seeking to solve the challenges and problems of our infrastructure.

To further define scholarly work, consider its standards. Glassick<sup>118</sup> defines those standards as clear goals, adequate preparation, appropriate methods, significant results, and reflective critique.

This use of the term “scholar” goes far beyond the traditional, restrictive view of scholarship as basic research.



1  
2  
3 By pursuing a mix of the four types of scholarship to achieve  
4 personal and institutional missions and goals, faculty and institutions  
5 – clear in their distinctive mission – will provide a more diverse  
6 graduate to the profession and will add to the richness of the  
7 education of the civil engineering profession. As stated by Boyer,<sup>117</sup>  
8 who advocated diversity with dignity:

9  
10 *Broadening scholarship has implications not only for*  
11 *individuals but for institutions, too. Today's higher*  
12 *education leaders speak with pride about the distinctive*  
13 *missions of their campuses. But such talk often masks a*  
14 *pattern of conformity. Too many campuses are inclined*  
15 *to seek status by imitating what they perceive to be more*  
16 *prestigious institutions. We are persuaded that if*  
17 *scholarship is to be enriched, every college and*  
18 *university must clarify its own goals and seek to relate its*  
19 *own unique purposes more directly to the reward system*  
20 *for professors.*

### 21 **Teach Effectively**

22  
23 Numerous studies indicate that student learning is enhanced  
24 when engineering faculty are effective and enthusiastic teachers.  
25 Under the current system of studies, civil engineers do not typically  
26 become effective teachers simply by advanced study leading to a  
27 Ph.D. Furthermore, civil engineers do not typically become effective  
28 teachers via experience obtained through practicing civil  
29 engineering. Appropriate teaching pedagogy and education training  
30 are critical to enhancing the effectiveness of faculty in creating  
31 excitement for learning by students.

32  
33 Effective teaching is a challenging task, requiring expertise in  
34 the topic to be taught; effective two-way communication with  
35 students; ability to promote clear, complex, and complete  
36 understanding; an awareness of learning styles; and ability to relate  
37 with students in ways both positive and inspirational. You, as the  
38 teacher, must motivate students by active involvement in the  
39 individual student's personal learning process. Student learning is  
40 enhanced when the teacher is highly effective with these skills.

41 In his book, *Mastering the Techniques of Teaching*,<sup>119</sup> Joseph  
42 Lowman provides a two-dimensional model of effective college  
43 teaching. This model is shown in matrix form in Table 4. Lowman  
44 notes that the effective teacher's skill comes from creating  
45 intellectual excitement in and interpersonal rapport with the students  
46 in a variety of classroom settings.

23 *Appropriate teaching*  
24 *education and training*  
25 *are critical to enhancing*  
26 *the effectiveness of*  
27 *faculty in creating*  
28 *excitement for learning*  
29 *by students.*

41 *The effective teacher's*  
42 *skill comes from creating*  
43 *intellectual excitement in*  
44 *and interpersonal*  
45 *rapport with the students*  
46 *in a variety of classroom*  
*settings.*

in a variety of classroom settings. Although outstanding abilities in either dimension can result in adequate teaching for some students and success in certain kinds of classes, both dimensions are required for excellence in teaching. Faculty willing to learn and develop can improve in either or both dimensions.

A teacher’s ability at creating *intellectual excitement* (as shown by the rows of Table 4) has two components: clarity of presentation and stimulating emotional impact in the student. Lowman notes clarity deals with what the teacher presents. Stimulating emotional impact stems from the way it is presented.

**Table 4. Lowman’s two-dimensional model of effective college teaching is based on interpersonal rapport and intellectual excitement.**

Intellectual Excitement	Interpersonal Rapport		
	Low	Moderate	High
High	6. Intellectual authority	8. Exemplary lecturer	9. Complete exemplary
Moderate	3. Adequate	5. Competent	7. Exemplary facilitator
Low	1. Inadequate	2. Marginal	4. Socratic

Intellectual excitement is apparent from a teacher’s technical expertise, organization, clarity of communication, engaging presentation, and enthusiasm. Descriptors associated with teachers who are skilled at developing intellectual excitement include knowledgeable, organized, interesting, humorous, clear, inspiring, and enthusiastic.

The development of *interpersonal rapport* (as shown by the columns of Table 4) stems from the teacher’s ability to effectively communicate with students in ways that increase their motivation, enjoyment and independent learning. The teacher who demonstrates interpersonal rapport with students will show interest in students as individuals, interest in students’ learning, and openness to students’ preferences about classroom procedures, policies, and assignments. Terms used to describe teachers who demonstrate interpersonal rapport include concerned, encouraging, caring, helpful, challenging, available, and approachable.

Lowman<sup>19</sup> suggests that you, as a teacher who desires to improve, should focus on intellectual excitement first, then interpersonal rapport. He says, “Unless traditional teaching skills are mastered first, structural inventions are unlikely to lead to exemplary

1  
2  
3  
4  
5  
6  
7  
8  
9  
10  
11  
12  
13  
14  
15  
16

17  
18  
19  
20  
21  
22  
23  
24  
25  
26  
27  
28  
29  
30  
31  
32  
33  
34  
35  
36  
37  
38  
39

*The teacher who demonstrates interpersonal rapport with students will show interest in students as individuals, interest in students’ learning, and openness to students’ preferences about classroom procedures, policies, and assignments.*

1 instruction or optimal student learning.” As evident in Table 4,  
2 development of intellectual excitement achieves higher levels of  
3 effectiveness for single step change.  
4

5 *Prospective engineering*  
6 *faculty members should*  
7 *actively prepare, by means*  
8 *of education and training*  
9 *courses, to be effective*  
10 *teachers—preferably*  
11 *before they teach civil*  
12 *engineering students.*

Skills required to be an effective teacher can be learned. The Committee recommends that all prospective engineering faculty members actively prepare to be effective teachers by means of pedagogical and education training courses — as early in their career as possible and preferably before they teach civil engineering students. Many university campuses have teaching programs. Some are within the engineering college while others are housed elsewhere such as in the education school. ASCE’s ExCEED Teaching Workshop (ETW) provides a proven model for how to teach faculty to teach.<sup>120-126</sup> In this workshop, a detailed structure for success in the classroom is provided for civil engineering faculty.

### 17 **Gain Relevant Practical Experience**

18  
19 Boyer<sup>117</sup> states that “... teaching begins with what the teacher  
20 knows. Those who teach must, above all, be well informed, and  
21 steeped in the knowledge of their fields.” To have a solid mastery of  
22 their field, the BOK2 Committee maintains that civil engineering  
23 faculty should have relevant practical experience in the subjects they  
24 teach. A good guide of minimum relevant practical experience  
25 required is you must be able to both perform the engineering being  
26 taught as well as critique and judge the relative merits of alternative  
27 solutions in the context of project-specific constraints. Another  
28 guide is that each individual faculty member need not have  
29 experience in all or even multiple areas of civil engineering practice,  
30 but the department’s faculty considered as a team should collectively  
31 have sufficient practical experience relevant to those areas taught in  
32 that department.  
33

34 *Relevant practical*  
35 *experience can be*  
36 *gained in many ways*  
37 *such as consulting and*  
38 *research.*

Relevant practical experience may be gained as an employed engineer for a consulting firm, industry, or government agency. Alternatively, relevant practical experience may be gained, or supplemented, through consulting on engineering projects while serving as faculty members. Relevant practical experience can sometimes be gained through a faculty member’s research and outreach activities, depending on the specifics of these efforts. In performing research, working with practice-oriented agencies (e.g., state and federal departments of transportation, industry associations, or individual companies) to develop new methods or technologies and working to advance the new methods or technologies into practice may constitute relevant practical experience.

1 Faculty members with  
2 relevant practical  
3 experience will be better  
4 prepared to mentor  
5 students as they prepare to  
6 enter the engineering  
7 workforce.

10 While the majority of  
11 faculty will be full-time  
12 engineering educators,  
13 some should be part-time,  
14 leading-edge  
15 practitioners.

33 Students will hold each  
34 civil engineering faculty  
35 member as an example to  
36 emulate or as an example  
37 to avoid.

39 Faculty are encouraged  
40 to obtain professional  
41 licensure partly to  
42 emphasize its importance  
43 to students.

The benefits of relevant practical experience should include knowledge of the day-to-day operations of engineering projects, including many of the business aspects not always included in traditional civil engineering curricula but now being recommended as part of the BOK. Also, you and other faculty members with relevant practical experience will be better prepared to mentor students as they prepare to continue their education at the graduate level and/or enter the engineering workforce.

Students who aspire to practice civil engineering at the professional level will benefit from a heterogeneous group of faculty ranging from some who are fully engaged in academia to others who are fully engaged in the traditional practice of civil engineering. While the majority of faculty will be full-time engineering educators, some should be part-time, leading-edge practitioners.

Potential practitioner participants should meet the same criteria as the full-time faculty as described in this section, namely, scholarship, teaching effectiveness, and positive role modeling. Practitioner faculty might teach entire courses or co-teach with full-time faculty.

### **Serve as a Positive Role Model**

For many students, the first civil engineer who they meet is a civil engineering faculty member. Beyond that, every civil engineering teacher continues to serve as a role model for the profession throughout the student's academic career. Those learning the BOK will look to you and other civil engineering faculty for appropriate knowledge, skills, and attitudes desired of civil engineers.

Whether or not a faculty member desires to be a role model for the engineering profession is irrelevant. In every case, students will hold each civil engineering faculty member as an example to emulate or as an example to avoid. The ideal civil engineering faculty member will be a positive role model for the profession.

Civil engineering faculty should personally strive and be encouraged to gain relevant experience to supplement their academic knowledge and increase their effectiveness in the classroom. Furthermore, when appropriate, civil engineering faculty should obtain professional licensure. For those faculty members who teach civil engineering design courses, relevant design experience in the topics they teach is necessary and professional licensure holds

1 particular relevance. Others are encouraged to obtain licensure to  
2 emphasize its importance to students.

3  
4 Faculty who are life-long learners will infuse the continued  
5 thirst for new solutions to the challenges within our profession.  
6 Effective teachers will stimulate the curiosity of their students and  
7 will exemplify the knowledge, skills, attitudes, and behaviors that  
8 best reflect the civil engineering profession.

### 10 **Balance Teaching with Other Responsibilities**

11  
12 *Faculty will need to*  
13 *balance teaching,*  
14 *research, and service in*  
15 *accordance with the*  
16 *expectations of their*  
17 *specific institutions.*  
18  
19  
20 Tomorrow, as is true today, faculty will be expected to do  
21 much more than be effective teachers as described in this section.  
22 Depending on the specific mission of their academic institution, each  
23 faculty member will be expected to provide a quality educational  
24 experience for their students and contribute to other departmental or  
25 institutional goals. In most universities, research and service  
26 complete a tripartite mission. Faculty must work with their  
27 department chair to understand the specific expectations that are  
28 unique to their program.

29  
30 While there are no set paths or criteria for successful civil  
31 engineering faculty, being part of a program with a mission that is  
32 compatible with one's own professional interests and goals is the  
33 key. Faculty members, especially new ones, should seek programs  
34 such that their own professional interests and aspirations are  
35 supportive of the program's mission. Beyond this, you and your  
36 faculty colleagues should share a common sense of commitment to  
37 the civil engineering students you teach, including a commitment to  
38 the attributes presented in this section.

39  
40 The service component of a faculty member's responsibility  
41 will include service to the civil engineering profession, both on  
42 campus (e.g., mentoring and supporting student chapter activities of  
43 engineering organizations) and also off campus (e.g., by  
44 volunteering services in professional societies), where the skills and  
45 experience of a faculty member help shape the preparation of the  
46 civil engineer of the future.

### 41 **Summary**

42  
43 The model civil engineering faculty includes scholars, all of  
44 whom have developed as effective teachers, have an appropriate  
45 level of relevant practical experience, and are positive role models  
46 for the profession. These are desirable traits for those who will  
motivate and guide 21<sup>st</sup> century civil engineers.

## Guidance for Students

### Understand the Vision

Review the vision for civil engineering in 2025 as described in Chapter 1 of this report. The civil engineering profession knows where it is going and invites you to join the journey. You can help achieve the vision by fulfilling the BOK and entering the practice of civil engineering at the professional level. The vision, coupled with the BOK outcomes and levels of achievement, should provide you with a framework within which you can understand the purpose and measure the progress of your education, prepare to move into your internship, and, ultimately enter the practice of civil engineering at the professional level.

### Utilize Campus Resources

As a civil engineering student, you will be faced with challenges in and outside of the classroom. For example, you may fail an examination, receive a low grade in a course, have difficulty understanding certain fundamentals, or encounter problems financing your education. Fortunately, you are likely to be surrounded by many and varied resources typically available on campuses. Personal examples are friends, professors, advisors, and counselors. Your campus is likely to have programs, centers, and offices that can assist you with time management, writing, studying, tutoring, computing, financial aid, part-time work, summer and permanent employment. Draw on selected resources, depending on your needs, so that you continue to move forward in your formal education.

### Actively Participate in Campus Organizations

You can move toward fulfillment of Outcome 9, Communication; Outcome 25, Teamwork; and Outcome 26, Leadership, by active, as apposed to passive, participation in one or more campus organizations. You could choose from the student chapters of engineering organizations such as ASCE, NSPE, The Society of Women Engineers, the Society of Hispanic Professional Engineers, and the National Society of Black Engineers. However, you can also learn about communication, teamwork, and leadership by being actively involved in campus-wide activities and groups such as student government, service clubs, sport teams, a student newspaper, and sororities and fraternities. See your active

1  
2  
3  
4  
5  
6 *The 2025 civil*  
7 *engineering vision*  
8 *coupled with the BOK*  
9 *will guide students.*  
10  
11  
12  
13  
14  
15  
16

17  
18  
19  
20  
21  
22  
23  
24  
25  
26  
27  
28  
29  
30  
31  
32  
33  
34  
35 *Be actively, as opposed*  
36 *to passively, involved in*  
37 *at least one campus*  
38 *organization.*  
39  
40  
41  
42  
43  
44  
45

1 participation in groups such as these as an opportunity to serve while  
2 enhancing your knowledge, skills, and attitudes.

### 3 4 **Explore International Programs**

5  
6 The explanation for Outcome 21, Globalization, offers you this  
7 advice: “Engineers will need to deal with ever-increasing  
8 globalization and find ways to prosper within an integrated  
9 international environment, and meet challenges that cross cultural,  
10 language, legal and political boundaries...” Given the impact of  
11 globalization on engineering, you should at least explore  
12 participating in an international study program.

13  
14 Many are available and they figuratively and literally cover the  
15 globe. These programs typically involve a semester or so of study at  
16 a university in another country along with other learning  
17 opportunities such as summer travel and/or work. While  
18 participation in an international program may extend the length of  
19 your formal education, that is likely to be a small cost relative to the  
20 added benefits.

### 21 22 **Seek Relevant Work Experiences**

23  
24 You can apply and augment your classroom and laboratory  
25 learning during your formal education by finding relevant work  
26 experience. Applying what you have learned deepens your  
27 understanding of the material and demonstrates the relevance of your  
28 on-going formal education. Compensation for this work can also  
29 help to finance your education. Work options include part-time  
30 employment with a local engineering organization, summer  
31 employment, internships, and cooperative education.

### 32 33 **Protect Your Reputation**

34  
35 Craftsmen are judged primarily by the objects they create, such  
36 as paintings and pottery. In contrast, engineers are judged primarily  
37 by the credibility of their advice. Most of the clients and others you  
38 will eventually serve will not be able to fully judge the technical and  
39 other advice you offer. However, they will be aware of and be able  
40 to judge your reputation and use that to value and trust—or devalue  
41 and mistrust—you.

42  
43 You may think that this scenario is years away for you, is not  
44 relevant now while you are in school. However, your reputation as a  
45 professional is beginning now, while you are a student. Years from  
46 now, individuals who are now students, faculty, and staff will recall

6 *Students should, at  
7 minimum, explore  
8 participating in an  
9 international study  
10 program.*

35 *You are now beginning  
36 to create a reputation,  
37 good or bad, that will  
38 follow you throughout  
39 your career.*

1 what you said and did. Cherish, protect, and enhance your reputation  
2 by what you say and do. Tell the truth. Keep your word. Be careful  
3 what you write in emails, memoranda, letters, and reports. Give  
4 credit when using ideas, data, and information developed by others.  
5 Stated differently, recognize the necessity of fulfilling Outcome 22,  
6 Professional and Ethical Responsibility.

### 7 **Prepare Yourself for an Ever-Changing World**

8  
9  
10 Ancient Romans achieved an astonishing level of civil  
11 engineering excellence. Their works included extensive and complex  
12 viaduct and bridge structures. An example is the Pont du Gard in  
13 southern France, a towering structure composed of three tiers of  
14 arches that still stands two thousand years after it was designed and  
15 constructed.

16  
17 The civil engineering profession has come a long way since  
18 then. You are learning about an array of sophisticated tools and  
19 complex materials such as CADD, digital models, sustainable  
20 design, analytical testing apparatus, and composites. Just as today's  
21 practice is much different than yesterday's, so will tomorrow's  
22 practice—your practice—be much different than today. The BOK,  
23 built on six foundational outcomes and having a broad and deep  
24 superstructure of 12 technical and ten professional outcomes, will  
25 help you adjust to inevitable changes and prepare you to lead some  
26 of them. Furthermore, various books and other materials<sup>163</sup> are  
27 available to help you successfully complete your studies and  
28 proactively move into employment.

### 29 **Find the Right First Job**

30  
31  
32 *Choose your employer*  
33 *carefully, especially your*  
34 *first employer.*

35 As your formal education draws to a close, whether it results in  
36 earning a bachelor's, master's, or other degree, you will naturally be  
37 thinking about employment. You are likely to consider many and  
38 varied factors in selecting an employer. Examples are compensation,  
39 benefits, location, computer resources, the functions you will fill,  
40 and the kinds of projects you will work on. Choose wisely among the  
41 positions that will be available to you in the public and private  
42 sectors. In addition to, and perhaps more important than the  
43 preceding factors, are the following questions:

- 44 • Who will be your immediate supervisor? This is important  
45 because, early in your career, frequent interaction with him  
or her in a variety of settings will further influence your  
attitude toward the profession and the additional knowledge



1 and skills you acquire. In a similar fashion, who will you  
2 work with? Carefully choose your “boss” and co-workers.  
3

- 4 • Does the organization have favorable culture? That is, does  
5 it practice high expectations and high support, partner with  
6 its personnel in their personal and professional  
7 development, insist on ethical behavior, and seek to be a  
8 leader among its peers?  
9
- 10 • Is the potential employer aware of the BOK and your desire  
11 to complete its fulfillment so that you sit for the licensing  
12 examination? While you have the primary responsibility for  
13 fulfilling the BOK, you will benefit from a knowledgeable  
14 and supportive employer.  
15

16 Best wishes as you enter this next, critical and exciting, phase  
17 of your career.  
18

## 19 **Guidance for Engineer Interns**

### 20 **Self-Direct Your Life**

21  
22  
23 Prior to completion of formal education, your life has been  
24 largely directed by others—e.g., parents, teachers, and coaches. They  
25 often told you what to do, how to do it, when to do it, and sometimes  
26 why.  
27

28 Upon completion of education and entry into pre-licensure  
29 practice, the situation changes, sometimes dramatically. The  
30 Engineer Intern moves from being directed primarily by others to  
31 being primarily self-directed. Assuming you fully-embrace this  
32 transition to self-direction, including seeing it as part of the process  
33 of fulfilling the BOK, the “world is your oyster.” The advice offered  
34 in this intern section assumes you are proactively becoming even  
35 more self-directed in your work life and beyond. More specifically,  
36 you are assuming primary responsibility for your personal and  
37 professional development, while seeking support from your  
38 employer and others. The ultimate in self-direction is to set goals and  
39 create a plan to achieve them, which is the last topic in this intern  
40 section.  
41

### 42 **Continue Your Education**

43  
44 This advice ties directly to Outcome 27, Life-long Learning. In  
45 addition, it builds on or advances essentially all of the other  
46 outcomes. If you temporarily ended your formal education with a

28 *Assume primary*  
29 *responsibility for your*  
30 *personal and*  
31 *professional*  
32 *development.*

44 *Your education has just*  
45 *begun.*

1 baccalaureate degree, immediately prepare plans for earning a  
2 master's degree or approximately 30 semester credits of acceptable  
3 graduate-level or upper-level undergraduate courses. Earning the  
4 M/30 is an essential step in fulfilling the BOK. Regardless of your  
5 M/30 status, seek participation in continuing education. This can be  
6 an effective means of maintaining and advancing your knowledge  
7 and skills in very specific technical and non-technical areas. Be  
8 willing and able to invest some of your time and money in formal  
9 and continuing education.

10  
11 Civil engineers are fundamentally applied scientists. One  
12 indication of this is the inclusion in the BOK of foundational  
13 Outcomes 1 through 4, Mathematics, Physics, Chemistry, and  
14 Breadth in Basic Science. Clients and stakeholders expect us to keep  
15 current so that they can benefit from the latest scientific discoveries  
16 and technological developments. The NAE in a recent report,<sup>158</sup>  
17 noted that the half-life of current engineering education is between  
18 two and four years.

19  
20 *Seek breadth and depth*  
21 *of experiential and other*  
22 *learning.*

23 While you are likely to focus initially on scientific and  
24 technical topics, recognize that engineering encompasses non-  
25 technical areas. Analysis and design are necessary but engineering  
26 goes far beyond. Accordingly, seek both depth and breadth of  
27 experiential and other learning.

28 Read widely and eclectically, that is, articles, books,  
29 newspapers, and other publications that address a range of topics  
30 such as technical, historical, economic, social, and contemporary.  
31 Consider the goal of reading a book a month. Subscribe to helpful e-  
32 newsletters. Another means for continuing your education lies right  
33 in front of you. Seize every opportunity for experiential learning in  
34 your day-to-day work as an intern. Seek a variety of assignments and  
35 increased responsibility.

36 Search for the most accomplished and respected individuals in  
37 your organization and strive to work for or with them. If your  
38 employer provides a formal mentoring program, consider  
39 participating first as a protégé and possibly later as a mentor. In the  
40 absence of a formal program, you may be able to informally find and  
41 benefit from a mentor. Benefit from their coaching or mentoring.  
42 Master the appropriate “knowns,” especially those needed to  
43 contribute to your employer, while also trying to prepare yourself for  
44 the “unknowns.”

### 45 **Move Further Towards Licensure**

1 Recall that the BOK is defined in ASCE Policy Statement 465  
2 as “the necessary depth and breadth of knowledge, skills, and  
3 attitudes required of an individual entering the practice of civil  
4 engineering at the professional level in the 21<sup>st</sup> Century.” PS 465  
5 goes on to explain that “entering the practice of civil engineering at  
6 the professional level” means licensure as a professional engineer  
7 (P.E.). Achieving licensure is one of the reasons—if not the principal  
8 reason—to continue your education as advocated in the previous  
9 section.

10  
11 You must demonstrate fulfillment of 28 outcomes to sit for the  
12 P.E. examination. As shown in Figure 3, while the foundation for all  
13 28 outcomes was laid while you earned your bachelor’s degree, and  
14 while four outcomes were or will be further fulfilled by earning your  
15 masters degree or approximately 30 credits, half of the outcomes are  
16 to be further fulfilled during pre-licensure experience. That’s where  
17 you are right now!

18  
19 *Proactively move toward*  
20 *licensure. Be wary of*  
21 *arguments against*  
22 *licensure.*

23 Some words of caution. Be wary of arguments, sometimes very  
24 self-serving, against licensure. Someone may say that you are  
25 working in an employment sector that is under the industrial  
26 exemption, therefore, you don’t need a license. Will you always  
27 want to work in that sector? Others will oppose licensure because it  
28 results in having to pay higher compensation to licensed engineers.  
29 While they won’t make that argument directly to you, if you are  
30 employed in their organization and are not licensed, you are likely to  
31 incur a penalty in compensation and opportunities.

32 Others will say that licensure is merely a shallow “prestige”  
33 item and your employment with them, and maybe even others, is  
34 secure as long as you maintain your technical competence—after all,  
35 that’s what really “counts.” But what if, some day, you want to start  
36 your own business, perhaps first as an individual proprietor and then  
37 maybe later as the leader of a small and growing engineering firm?  
38 Can you exercise that option without a P.E.? Even if you never start  
39 your own firm, but choose to spend your professional career as an  
40 employee of an engineering organization, state laws require that the  
41 engineer in responsible charge of engineering work be licensed. Are  
42 you willing to relinquish this opportunity? Very unlikely, so keep  
43 your options open.

### 44 **Develop Horizontal Thinking**

45 Historically, engineering has tended to produce vertical  
46 thinkers. Picture engineering knowledge as a silo—engineers are  
highly educated, trained, and skilled at knowing everything within

1 their particular silo. Typically, the focus has been on the depth of a  
2 silo at the expense of knowledge outside the silo. Engineers have  
3 often had trouble embracing horizontal knowledge and thinking, that  
4 is, working effectively outside of the limits of their silo.  
5

6 Many of the outcomes outlined in the BOK will require  
7 engineers to function horizontally—they will be stretch beyond the  
8 comfort of their silos. Fulfilling outcomes such as 5 – Humanities, 6  
9 – Social Sciences, 11 – Engineering Problem Recognition and  
10 Solving, 14 – Contemporary Issues, 15 – Risk/uncertainty, 16 –  
11 Sustainability, 19 – Communication, 21 – Globalization, 23 – Public  
12 Policy, 25 – Teamwork, and 28 – Attitudes will enable you to further  
13 develop horizontal thinking.

13 *Practice horizontal*  
14 *thinking so that you are*  
15 *connected to ideas and*  
16 *information not in but*  
17 *potentially related to*  
18 *civil engineering.*

19 Horizontal thinking connects you with ideas and information  
20 not in but potentially related to civil engineering. As a result, you  
21 will be better prepared to help, as part of intradisciplinary and  
22 multidisciplinary teams, identify and solve the complex problems of  
23 the future. The required innovation and creativity result, in part, from  
24 making personal and other connections along horizontal paths.

### 25 **Volunteer**

26 Civil engineering has a long and proud tradition of serving the  
27 public, as compensated professionals and as volunteers. By  
28 volunteering, Engineer Interns give of themselves and add value to  
29 their communities, as well as to professional societies. Volunteering  
30 is also a tremendous “laboratory” in which you can enhance your  
31 personal and professional development. By giving of yourself you  
32 will further fulfill various outcomes such as 19 – Communication, 22  
33 – Professional and Ethical Responsibility, 23 – Public Policy, 25  
34 Teamwork, and 26 – Leadership.

35 *Volunteer to serve the*  
36 *profession and your*  
37 *community.*

38 Most communities have planning and zoning commissions,  
39 park and recreation boards, capital improvement committees, and  
40 similar entities. Positions in these groups are typically appointed by  
41 the city council or other elected officials. Groups like these will  
42 benefit from your technical and other contributions. You, as a young  
43 engineer, will have the opportunity to interact with a key segment of  
44 society—the non-technical public—and become even more familiar  
45 with their concerns and more adapt at communicating with the  
46 public. You are urged to proactively seek to serve as a volunteer—  
both you and the group you join will benefit.

Similarly, professional societies typically relevant to civil  
engineering, such as APWA, ASCE, ASEE, and NSPE, rely heavily

1 on volunteers. Consider offering to assist by speaking on behalf of a  
2 professional society at a local school, assisting a program committee,  
3 and offering to do whatever may be needed.  
4

### 5 **Reflect, Plan, and Act**

6  
7 You, as an Engineer Intern, are likely to be very busy, fully  
8 engaged with work and your personal life. You will be doing useful  
9 work, adding value, and finding satisfaction. As good as this may  
10 sound, there are dangers. You may be gaining experience, but too  
11 much of certain kinds. For example, rather than having four years of  
12 experience you could have one year of experience four times.  
13 Experience is wonderful, but too much of one kind of experience  
14 could diminish your rate of personal and professional development.  
15 Or you may be so focused on the tasks at hand that you fail to see the  
16 available range of professional opportunities and options.  
17 Accordingly, excessive focus on current tasks could lead to later  
18 regrets. Author and lecturer Og Mandino<sup>162</sup> observes that  
19 “...experience teaches thoroughly yet her course of instruction  
20 devours [our] years so that the value of her lessons diminishes with  
21 the time necessary to acquire her special wisdom.”  
22

23 *Take time to reflect on*  
24 *your personal and*  
25 *professional progress,*  
26 *set goals, create plans to*  
27 *achieve them, and then*  
28 *act.*  
29

30 Therefore, take time as you move well into your internship to  
31 reflect on what you have experienced so far, your successes and your  
32 failures, and what, in the spirit of Outcome 27 – Life-long Learning,  
33 you have learned. Complement this retrospective exercise with a  
34 prospective effort, that is, develop a plan. This means setting goals  
35 for personal and professional development and identifying action  
36 items that will enable you to achieve those goals. Certainly include  
37 the remainder of your intern period in this goal-setting process. But  
38 also look beyond, at least in a general way. For example, what do  
39 you want to accomplish by the age of 30, 40, and so on?  
40

41 Then act on your action items. This should include selectively  
42 sharing goals with your supervisor, colleagues, friends, family, and  
43 others. You are likely to be pleasantly surprised to find that diverse  
44 individuals, who care about you, will assist you on achieving your  
45 goals.  
46

### 40 **Guidance for Practitioners**

#### 42 **Review the Body of Knowledge**

43 Faculty members, students, and Engineer Interns will naturally  
44 be familiar with the BOK because of their active participation in it.  
45 In contrast, at least initially, leaders and managers of private and  
46

1 public engineering organizations and practitioners in those  
2 organizations are not likely to have had direct contact with the BOK.  
3 Accordingly, these individuals should review the BOK as described  
4 in this report. More specifically, you should consider studying Figure  
5 3 and Appendices I and J, which collectively present the BOK rubric  
6 and an explanation of it. The rubric is the “heart” of the BOK—it is  
7 the “roadmap” used first by the student and now the intern to enter  
8 the practice of civil engineering at the professional level. Likewise,  
9 the rubric is a definitive statement of foundation of tomorrow’s  
10 foundation of Professional competence.

11 *Practitioners can assist*  
12 *the Engineer Intern in*  
13 *continuing the learning*  
14 *process while*  
15 *simultaneously*  
16 *benefiting the employer.*

17  
18  
19  
20  
21  
22  
23  
24  
25  
26  
27  
28  
29  
30  
31  
32  
33  
34  
35  
36  
37  
38  
39  
40  
41  
42  
43  
44  
45  
46

As a practitioner, you can appreciate the importance of the young professional’s early experience as an Engineer Intern in completing fulfillment of the BOK required for entry into the practice of civil engineering at the professional level, that is, licensure. Practitioners should also understand that, while attending to their various responsibilities, they can also help the intern continue his or her learning process in preparation for the licensing examination. BOK outcomes and the levels of achievement that must be fulfilled, are broad and deep. You; the Engineer Interns you supervise, coach, or mentor; and your organization will benefit from that fulfillment process.

### **Provide a Professional Development Program**

The BOK2 Committee believes that a carefully-crafted and periodically monitored professional development program can benefit both the organization, whether it be private or public, and the individual. Such a program can assist the Engineer Intern in completing fulfillment of the BOK. While BOK fulfillment is ultimately each engineer intern’s responsibility, the availability of learning opportunities within the organization encourages and supports individual efforts. From an organizational perspective, a professional development program can enhance the collective knowledge, skills, and attitudes of the organization and, as a result, enhance its effectiveness.

*An employer-sponsored*  
*professional*  
*development program*  
*can assist Engineer*  
*Interns while*  
*strengthening the*  
*organization.*

An organizational professional development program could include various combinations of the following means of teaching and learning:

- Internal and external seminars, workshops, and conferences.
- Mentoring, tutoring, and coaching.

- Experiential learning resulting from planned participation in a variety of office and field functions.
- Active participation in professional and business societies.
- Periodic reviews of individual goals and plans for and progress toward achieving those goals.

Of course, the professional development program in your organization will be tailored to the immediate and long-term needs of your organization. It will be planned and implemented in recognition of profitability expectations in the private sector and budget constraints in the public sector. Hopefully, such a program will be viewed by you and others as an investment instead of a cost. And, as is the case with prudent investing, the professional development program will be monitored for organizational and individual effectiveness and continuously improved.

The effectiveness of your organization’s professional development program is likely to be enhanced if it involves a partnership between individuals and the organization. Each party should invest. For example, if the organization offers a four hour in-house workshop, it might be scheduled near the end of the work day. Two hours would be on “company time” and two hours on personal time. The suggested partnership approach offers two benefits. First, it reduces the impact of lost productive time. Second, it provides an opportunity for individuals to demonstrate their commitment to professional development by investing some of their time.

### **Encourage and Support Experiential Learning**

The best way for the intern to learn about what the organization does and how it does it, is to do it. You could urge the Engineer Intern to seek a variety of assignments in the organization, within and outside the context of formal projects. During their four-year internship, the intern could, with your encouragement and support, participate in a variety of project functions. Examples are assisting with proposals, field work, statistical analysis, formulating alternatives, estimating costs, seeking permits, writing reports, and making presentations.

Such experiential learning offers valuable lessons to the engaged intern. The so-called “secrets of success” are exposed when things work out well and approaches to avoid are evident when outcomes are less-than-desirable. Active and progressive

*Encourage the Engineer Intern to benefit from experiential learning by seeking a variety of assignments.*

1 involvement in projects, as well as in non-project activities, also  
2 helps to bond the intern to your organization.  
3

4 The BOK explicitly requires experiential learning within 14  
5 specific outcomes, as indicated by the outcomes in Figure 3 that  
6 include one or more Es. The BOK requires practical experience to  
7 provide the context for these specific aspects of cognitive  
8 development. Experiential learning, should be viewed as an  
9 extension of the cognitive development begun in universities. The 14  
10 outcomes require your engagement with the Engineer Intern and the  
11 support of your organization. Implied in new or emerging outcomes,  
12 is the continuing development of the working professional as well as  
13 the intern.  
14

15 Public and private sector engineering organizations are  
16 encouraged to engage in a broad approach to experiential learning  
17 by encouraging the temporary transfer of professionals in two  
18 directions. Practitioners can serve as adjunct university faculty and  
19 regular faculty can use sabbaticals and summer leave to work in  
20 engineering organizations. This two-way transfer will help to infuse  
21 the BOK across the profession.  
22

### 23 **Stress Client and Stakeholder Focus**

24  
25 You know that many clients, as well as other users of  
26 engineering services, believe that they can easily find an engineer to  
27 solve a technical problem. Advise the Engineer Intern that these  
28 clients and stakeholders want more than technical solutions, as  
29 important as the technical component usually is. They seek engineers  
30 who can understand and identify with their environment and its  
31 unique set of issues, problems, opportunities, and constraints. If  
32 engineers, or more specifically, the intern's organization, whether it  
33 be an engineering firm or a public entity, does not fill these broad  
34 and deep wants and needs, other organizations will. Accordingly,  
35 urge Engineer Interns to further develop knowledge, skills, and  
36 attitudes found in outcomes such as Outcome 11, Engineering  
37 Problem Recognition and Solving; Outcome 14, Contemporary  
38 Issues; Outcome 19, Communication which, incidentally, includes  
39 asking questions to understand wants and needs; Outcome 26,  
40 Leadership; and Outcome 28, Attitudes.  
41

42 Some clients and stakeholders, in their frustration with dealing  
43 with complex issues, take a position when dealing, at least initially  
44 with engineers and other service providers that can be characterized  
45 by this statement: "I don't care how much you know until I know  
46 how much you care." You can urge the intern to help with the caring

25 *Help the Engineer Intern*  
26 *understand the*  
27 *importance of learning*  
28 *client and stakeholder*  
29 *technical and non-*  
30 *technical wants and*  
31 *needs.*



1 process which includes doing the necessary “homework” about the  
2 client and asking many, wide-ranging questions. A problem well-  
3 defined is half solved.  
4

### 5 **Support Licensure**

6  
7 You are aware of evolving licensure requirements and the  
8 rationale behind them. Share this information with engineer interns.  
9 Explain how licensure benefits the individual, the organization, and  
10 the public. Remind the intern that licensure is one of the reasons for  
11 completing fulfillment of the BOK.  
12

### 13 **Encourage Active Professional Society and Community** 14 **Involvement**

15  
16 Advise the Engineer Intern to immediately become actively, as  
17 opposed to passively, involved in at least one professional society  
18 such as ASCE. This is an effective way to continue one’s personal  
19 and professional development in areas encompassed by Outcome 19,  
20 Communication; Outcome 25, Teamwork; Outcome 26, Leadership;  
21 Outcome 27, Life-long Learning; and Outcome 28, Attitudes. You  
22 could explain to the intern that active professional society  
23 involvement supports the earlier advice of stressing client focus by  
24 providing a truer perspective of the real issues, challenges, and  
25 opportunities.  
26

27 Furthermore, many civil engineers, including the intern, derive  
28 a satisfying and prosperous living from their profession and,  
29 accordingly, ought to give something back to it. Explain that  
30 practicing engineers use the work of many predecessor professionals,  
31 most of whom produced the books, papers, conference proceedings,  
32 manuals of practice, computer software, and other valuable  
33 contributions for little or no monetary compensation.  
34

35 Urge the intern to also consider active participation in  
36 community organizations. Suggest that volunteer efforts enable  
37 many neighborhood, religious, and community-wide organizations to  
38 carry out useful functions. Given the progress that the intern has  
39 made toward fulfilling the broad and deep BOK, he or she is in an  
40 excellent position to begin to contribute to community activities.  
41 Examples are participating in an American Cancer Society fund-  
42 raiser, serving on an appointed community committee or board,  
43 assisting with the fund drives of a religious organization, coaching  
44 Special Olympics athletes, and running for elective office. Besides  
45 the value of the service that is provided, benefits to the intern are

1  
2  
3  
4  
5  
6  
7  
8  
9  
10  
11  
12  
13  
14  
15  
16  
17  
18  
19  
20  
21  
22  
23  
24  
25  
26  
27  
28  
29  
30  
31  
32  
33  
34  
35  
36  
37  
38  
39  
40  
41  
42  
43  
44  
45

*Help the Engineer Intern  
see the personal and  
other benefits of active  
involvement in  
professional societies  
and local communities.*

1  
2  
3  
4  
5  
6  
7  
8  
9  
10  
11  
12  
13  
14  
15

*Exemplify the personal  
and professional  
behavior that you extol.*

similar to those already noted for active participation in professional societies.

### **Exemplify Professional Behavior**

Most Engineer Interns will listen respectfully to advice offered by experienced practitioners. However, some interns may be skeptical as they look beyond your words. Your effectiveness as a coach or mentor will be enhanced if you serve as a positive role model and exemplify the personal and professional behavior that you extol. You can, by your actions, show the intern the value of continued professional development, experiential learning, client focus, licensure, and active involvement in professional societies and community groups.

## Chapter 5: The Next Steps

*Do not follow where the path may lead.  
Go instead where there is no path and leave a trail.*  
(Anonymous)

With the completion of this, the Second Edition of *Civil Engineering Body of Knowledge for the 21<sup>st</sup> Century: Preparing the Civil Engineer for the Future*, the BOK2 Committee, which started its work in November 2005, has essentially completed its charge. That is, this report:

- Refines the original BOK to provide a clearer more useable description of the minimal knowledge, skills, and attitudes needed to enter the practice of civil engineering at the professional level in the 21<sup>st</sup> Century,
- Uses Bloom's Taxonomy, with its emphasis on action verbs, to describe levels of achievement for outcomes with the result being the BOK Outcome Rubric (Appendix I), and the non-prescriptive explanations for Outcomes (Appendix J) which are the heart of this report,
- Addresses the role of the bachelor's degree, the master's degree or approximately 30 credits, and pre-licensure experience in fulfilling the BOK and outlines the ways in which such fulfillment can be validated, and
- Offers guidance to those individuals who will play critical roles in using the BOK to implement PS 465, namely faculty members, students, Engineer Interns, and practitioners.

In keeping with the charge, the process used by the BOK2 Committee to provide the preceding was transparent, inclusive, and interactive. The Committee sought and welcomed questions and suggestions by Corresponding Members and other stakeholders. During the two-year course of the Committee's work, individual members spoke to and interacted with various groups.

The First Edition BOK report, published in January 2004, served the civil engineering profession for four years. With its publication in early 2008, the Second Edition, which benefited from

1 and is a substantial improvement over the First Edition, should serve  
2 the profession for many years. Like the First Edition, the Second  
3 Edition will stimulate curricula review, refinement, and design;  
4 encourage accreditation criteria advances; and support changes in  
5 licensure requirements. This latest edition, like the original, will also  
6 facilitate BOK and related discussions within engineering disciplines  
7 and societies within and outside of the U.S.

8  
9 (Ed. Note: The following first draft of recommendations draws on  
10 similar recommendations in the September 2005 “Levels of  
11 Achievement” report. That report, like this one, focused on  
12 outcomes. *The following draft recommendations require careful*  
13 *review by those of us who serve on, or are very familiar with,*  
14 *various CAP<sup>3</sup> committees.* What should be refined, added, and/or  
15 deleted?)

16  
17 *Stakeholders in the civil*  
18 *engineering community*  
19 *are asked to study and,*  
20 *to the extent feasible, use*  
21 *this report as they carry*  
22 *out their responsibilities.*

The BOK2 Committee believes that this report will significantly assist with further implementation of ASCE’s Master Plan for implementing PS 465. The Committee asks that stakeholders try to use the recommendations of this report as they move forward carrying out their responsibilities. More specifically, the Committee suggests the following for the indicated stakeholders:

23  
24 **ASCE CAP<sup>3</sup> Accreditation Committee:** Use this report as the basis  
25 for continued review of the Basic Level Civil Engineering Program  
26 Criteria, Advanced Level General Criteria, ASCE Commentary, and  
27 the Frequently Asked Questions document. Coordinate with ASCE’s  
28 representatives on the EAC to promote the EAC’s support for further  
29 improvement to accreditation criteria.

30  
31 **ASCE CAP<sup>3</sup> Licensure Committee:** Use this report to  
32 communicate to NCEES and licensing boards the levels of  
33 achievement that will be necessary to practice civil engineering at  
34 the professional level. This is important in facilitating adoption of  
35 the NCEES Model Law, especially its increased education  
36 requirements, by each of the 56 U.S. licensing jurisdictions.

37  
38 **ASCE CAP<sup>3</sup> Educational Fulfillment Committee:** Review  
39 proposed changes to accreditation criteria that could result from  
40 BOK2 including Basic level Civil Engineering Program Criteria,  
41 Advanced Level General Criteria, and the ASCE Commentary.

42  
43 **ABET Accreditation Council Task Force:** The Task Force referred  
44 to here is the new task force to be created as a result of the ABET  
45 Accreditation Council’s acceptance, in July 2005, of the levels of  
46 achievement recommendations of the preceding task force. Proceed

1 with refining ABET General Criteria 3(a) through 3(k) using  
2 Bloom’s Taxonomy. This approach, which was used by the BOK2  
3 Committee, is likely to be applicable to other engineering  
4 disciplines, as well as the disciplines represented by the other ABET  
5 commissions.  
6

7 (Ed. Note: Was this ABET TF formed? If not, is it still planned? If it  
8 was formed, what is the status?)  
9

10 **Departments of Civil and Environmental Engineering:** Consider  
11 using the Civil Engineering BOK and levels of achievement to be  
12 fulfilled via formal education, when evaluating and designing  
13 bachelor’s and master’s degree programs. Civil and environmental  
14 engineering departments are also urged to give thought to using The  
15 Affective Domain of Bloom’s Taxonomy.  
16

17 **Employers of Civil Engineers:** Consider using the Civil  
18 Engineering BOK as one input when creating or revising  
19 professional development programs whose participants will include  
20 engineer interns. The BOK, especially the additional levels of  
21 achievement to be fulfilled during pre-licensure experience, can help  
22 guide the content and conduct of seminars, workshops, mentoring,  
23 tutoring, coaching, experiential learning, and periodic personnel  
24 reviews. Encourage engineer interns to move towards licensure and  
25 stress the need to fulfill the BOK as a prerequisite for licensure.  
26

27 **Civil Engineering Students and Interns:** Study the BOK,  
28 especially the 28 outcomes, and notice the portion to be fulfilled  
29 through formal education and the portion to be fulfilled via pre-  
30 licensure experience. View the BOK as the roadmap by which you  
31 can understand your destination—entering the practice of civil  
32 engineering at the professional level—and measure your progress.  
33

34 **Other Engineering Disciplines and Organizations:** To the extent  
35 many of us share interest in bodies of knowledge and in defining  
36 related achievement levels, CAP<sup>3</sup> would welcome comments on this  
37 report’s findings and recommendations. Input received will be  
38 shared among the various groups working to implement ASCE  
39 Policy Statement 465.  
40  
41  
42  
43  
44

# Acknowledgements

*If you want to go fast, go alone.  
If you want to go far, go together.*  
(African proverb)

The BOK2 Committee built on the work of others. The committee is indebted to individuals, committees, and other entities, within and outside of ASCE, including the BOK1 Committee, all of whom have and/or are contributing to the implementation of ASCE Policy Statement 465 and related reform initiatives. A special thank you to Corresponding Members of the BOK2 Committee and other contributors all of whom are listed in Appendix E.

Equally important, the BOK2 Committee gratefully acknowledges the pioneering efforts of those individuals, committees, and other groups who, over the past several decades, advocated reform in the education and pre-licensure experience of civil engineers. The breadth, depth, and influence of earlier initiatives is evident in the sources cited in various reports, such as this one, that have been or are being prepared as part of the Master Plan for implementation of ASCE Policy Statement 465. The BOK2 Committee believes that the earlier work is the root of what is being accomplished today and, as such, is bearing fruit.

*The findings and recommendations presented in this report build on the efforts of farsighted individuals, committees, and other groups dedicated to the reform in the preparation of civil engineers.*

1  
2  
3  
4  
5  
6  
7  
8  
9  
10  
11  
12  
13  
14  
15  
16  
17  
18  
19  
20  
21  
22  
23  
24  
25  
26  
27  
28  
29  
30  
31  
32  
33  
34  
35  
36  
37  
38  
39  
40  
41  
42  
43  
44  
45  
46  
47

## APPENDIX A

---

# Abbreviations

(Ed. note: Will be final edited later.)

AAEE	American Academy of Environmental Engineers
ABET	Accreditation Board for Engineering and Technology
ACEC	American Council of Engineering Companies
AOE	Approved Outside Entity
ASCE	American Society of Civil Engineers
ASEE	American Society for Engineering Education
B	An engineering baccalaureate degree
B+M/30&E	The means to fulfill the BOK (Bachelors plus Master's or approximately 30 credits and Experience)
BS	Bachelor of Science
BOK	Body of knowledge, that is, the knowledge, skills, and attitudes necessary to become a licensed professional civil engineer
BOK1	Body of knowledge as presented in the first edition of the ASCE BOK report
BOK2	Body of knowledge as presented in the second edition of the ASCE BOK report
BSCE	Bachelor of Science in Civil Engineering
CAP <sup>3</sup>	Committee on Academic Prerequisites for Professional Practice
CCPE	Canadian Council of Professional Engineers
CEU	Continuing Education Units
CH	Credit hour
CPD	Continuing Professional Development

1		
2	E	Structured and progressive post-baccalaureate engineering experience
3		accomplished before, during, and/or after completion of the M/30
4		
5	EAC	Engineering Accreditation Commission (of ABET)
6		
7	ECEI	Engineering Credentials Evaluation International
8		
9	EdAC	Educational Activities Committee (of ASCE)
10		
11	EI	Engineer Intern
12		
13	ELQTF	Engineering Licensure Qualifications Task Force (of NCEES)
14		
15	ETW	ExCEEEd Teaching Workshop
16		
17	ExCEEEd	Excellence in Civil Engineering Education
18		
19	GPA	Grade point average
20		
21	GRE	Graduate Record Examination
22		
23	H&SS	Humanities and social sciences
24		
25	HEC	Hydrologic Engineering Center
26		
27	IACET	International Association for Continuing Education and Training
28		
29	KSA	Knowledge, skills, and attitudes
30		
31	LOA	Levels of Achievement as in reference to the CAP <sup>3</sup> Levels of
32		Achievement Subcommittee
33		
34	M	Formal post-baccalaureate education program that leads to a master's
35		degree and to the fulfillment of the requisite BOK
36		
37	MBA	Master of Business Administration
38		
39	M.Eng.	Master of Engineering
40		
41	MOE	Masters or equivalent
42		
43	NACE	National Association of Colleges and Employers
44		
45	NCEES	National Council of Examiners for Engineering and Surveying
46		
47	NHI	National Highway Institute
48		
49	NRC	National Research Council



1		
2	NSF	National Science Foundation
3		
4	NSPE	National Society of Professional Engineers
5		
6	PDH	Professional Development Hour
7		
8	PS	Policy Statement
9		
10	QBS	Qualifications-Based Selection
11		
12	SAME	Society of American Military Engineers
13		
14	TAC	Technology Accreditation Commission (of ABET)
15		
16	TCAP <sup>3</sup>	Task Committee on Academic Prerequisites for Professional Practice
17		
18	TCFPD	Task Committee for the First Professional Degree
19		
20	USDLA	U.S. Distance Learning Association
21		
22	30	Post-baccalaureate educational program of approximately 30 credits
23		that does not lead to a formal master's degree but leads to the
24		fulfillment of the requisite BOK
25		

1  
2  
3  
4

## APPENDIX B

---

# Glossary

5 **Affective domain of learning:** "...of, or arising from, affects or feelings; emotional."<sup>107</sup> (See  
6 also the cognitive and psychomotor domains.)

7  
8 **Attitudes:** The ways in which one thinks and feels in response to a fact or situation.  
9 Attitudes reflect an individual's values and world view and the way he or she perceives,  
10 interprets, and approach surroundings and situations.

11  
12 **Body of knowledge (BOK):** "...the necessary depth and breadth of knowledge, skills, and  
13 attitudes required of an individual entering the practice of civil engineering at the  
14 professional level, in the 21<sup>st</sup> Century. The BOK has what, how, and who elements, that is,  
15 what should be taught and learned, how should it be taught to and learned by civil  
16 engineering students, and who should teach and learn it."<sup>104, 100</sup> (Editor's note: Error—should  
17 be two quotes.)

18  
19 **Civil engineering:** "...the profession in which a knowledge of the mathematical and physical  
20 sciences gained by study, experience, and practice is applied with judgment to develop ways  
21 to utilize, economically, the materials and forces of nature for the progressive well-being of  
22 humanity in creating, improving and protecting the environment, in providing facilities for  
23 community living, industry and transportation, and in providing structures for the use of  
24 humanity."<sup>103</sup>

25  
26 **Cognitive domain of learning:** "...of, or arising from, perception, memory and  
27 judgment."<sup>107</sup> (See also the affective and psychomotor domains.)

28  
29 **Critical thinking:** "...the intellectually disciplined process of actively and skillfully  
30 conceptualizing, applying, analyzing, synthesizing, and/or evaluating information gathered  
31 from, or generated by, observation, experience, reflection, reasoning, or communication, as a  
32 guide to belief and action. In its exemplary form, it is based on universal intellectual values  
33 that transcend subject matter divisions: clarity, accuracy, precision, consistency, relevance,  
34 sound evidence, good reasons, depth, breadth, and fairness."<sup>106</sup>

35  
36 **Critical thinking:** "...skillful, responsible thinking that facilitates good judgment because it:  
37 1) relies upon criteria; 2) is self-correcting; and 3) is sensitive to context."<sup>128a</sup>

38  
39 **Discovery learning:** "...type of learning where learners construct their own knowledge by  
40 experimenting with a domain, and inferring rules from the results of these experiments. The  
41 basic idea of this kind of learning is that because learners can design their own experiments  
42 in the domain and infer the rules of the domain themselves they are actually constructing  
43 their knowledge. Because of these constructive activities, it is assumed they will understand  
44 the domain at a higher level than when the necessary information is just presented by a  
45 teacher or an expository learning environment."<sup>129a</sup>

1  
2 **Emerging technology:** A technical area of study and/or application that is based on a new  
3 material, test method, or design issue. An emerging technology typically requires new:  
4 design approaches, techniques to determine a specific engineering property or properties, or  
5 investigation tools. An emerging technology can originate from one or more traditional  
6 technologies, a new area of public concern, and/or public desire for improved infrastructure  
7 solutions. For example, the field of geosynthetics rapidly emerged from the civil,  
8 geotechnical, and environmental engineering technologies to perform a specific function of  
9 waste containment, based primarily on the public concern for this environmental issue.

10  
11 **Humanities:** Includes disciplines that study the human condition such as philosophy, history,  
12 Literature, visual arts, performing arts, language and religion.

13  
14 **Knowledge:** Largely cognitive and consists of theories, principles, and fundamentals.  
15 Examples are geometry, calculus, vectors, momentum, friction, stress and strain, fluid  
16 mechanics, energy, continuity, and variability.

17  
18 **Practice of civil engineering at the professional level:** “Practice as a licensed professional  
19 engineer.”<sup>105</sup>

20  
21 **Psychomotor domain of learning:** “...of, or arising from, the motor effects of mental  
22 processes.”<sup>107</sup> (See also the affective and cognitive domains.)

23  
24 **Rubric:** A set of instructions or an explanation, something under which a thing is classed.<sup>129</sup>

25  
26 **Skill:** The ability to do or perform tasks. Examples are using a spreadsheet; continuous  
27 learning; problem solving; critical, global, integrative/system, and creative thinking;  
28 teamwork; communication; and self-assessment.

29  
30 **Social Sciences:** Includes disciplines that study the human aspects of the world such as  
31 economics, political science, sociology, psychology and anthropology.

32  
33 **Sustainability:** The ability to meet human needs for natural resources, industrial products,  
34 energy, food, transportation, shelter, and effective waste management while conserving and  
35 protecting environmental quality and the natural resource base essential for the future.<sup>143</sup>

36  
37 **Sustainable development:** “...the challenge of meeting human needs for natural resources,  
38 industrial products, energy, food, transportation, shelter, and effective waste management  
39 while conserving and protecting environmental quality and the natural resource base essential  
40 for future development.”<sup>102, 135</sup>

41  
42 **Sustainable engineering:** Meeting human needs for natural resources, industrial products,  
43 energy, food, transportation, shelter, and effective waste management while conserving and  
44 protecting environmental quality and the natural resource base essential for future  
45 development.<sup>127</sup>

1       **Systems analysis:** The formulation and exercise of a model to answer a question or address a  
2       problem concerning a system.

3  
4       **Team – intradisciplinary:** Consists of members from within the civil engineering sub-  
5       discipline; e.g., structural engineer working with a geotechnical engineer.

6  
7       **Team – multidisciplinary:** Composed of members from different professions; e.g., a civil  
8       engineer working with an economist. Multidisciplinary also includes a team consisting of  
9       members from different engineering sub-disciplines (sometimes referred to as a cross-  
10      disciplinary team.)

11

12

1  
2  
3  
4  
5  
6  
7  
8  
9

## APPENDIX C

# ASCE Policy 465: Emergence of the Body of Knowledge

### Introduction

10  
11  
12  
13  
14  
15  
16  
17  
18  
19

In October 1998, after years of studies and conferences, the ASCE Board of Direction adopted Policy Statement 465 (PS 465), which began as follows: “The ASCE supports the concept of the master’s degree as the First Professional Degree (FPD) for the practice of civil engineering at the professional level.” Partly as a result of the October 2001 report<sup>110</sup> of the Board’s Task Committee for the First Professional Degree (TCFPD), the Board adopted a revised PS 465 in 2001 titled *Academic Prerequisites for Licensure and Professional Practice*. The revised policy said: “ASCE supports the concept of the master’s degree or equivalent (MOE) as a prerequisite for licensure and the practice of civil engineering at the professional level.”

20  
21  
22  
23  
24  
25  
26

The ASCE Board created the Task Committee on Academic Prerequisites for Professional Practice (TCAP<sup>3</sup>) in October 2001 to build on the work of the TCFPD. TCAP<sup>3</sup> was charged to “...develop, organize, and execute a detailed plan for full realization of ASCE PS 465.” With the formation of TCAP,<sup>3</sup> PS 465 was moving from the study phase to the implementation phase. TCAP<sup>3</sup> became the Committee on Academic Prerequisites for Professional Practice (CAP<sup>3</sup>) in 2003.

27  
28  
29  
30

In response to a CAP<sup>3</sup> recommendation, the ASCE Board revised Policy Statement 465 in October 2004 so as to replace the MOE language with the Body of Knowledge (BOK).<sup>108</sup> The Policy now reads, in part:

31  
32  
33  
34  
35  
36

*The ASCE supports the attainment of a Body of Knowledge for entry into the practice of civil engineering at the professional level. This would be accomplished through the adoption of appropriate engineering education and experience requirements as a prerequisite for licensure.*

37  
38  
39  
40

The BOK is defined in the policy as “the necessary depth and breadth of knowledge, skills, and attitudes required of an individual entering the practice of civil engineering at the professional level in the 21<sup>st</sup> Century.”

41  
42  
43  
44

The long-term effect of PS 465 is illustrated in Figure C-1 which compares today’s civil engineering professional track with tomorrow’s. Intended changes include an explicit BOK, a redesigned baccalaureate program, a Master’s degree or approximately 30 coordinated graduate or upper level undergraduate credits, a more focused pre-licensure

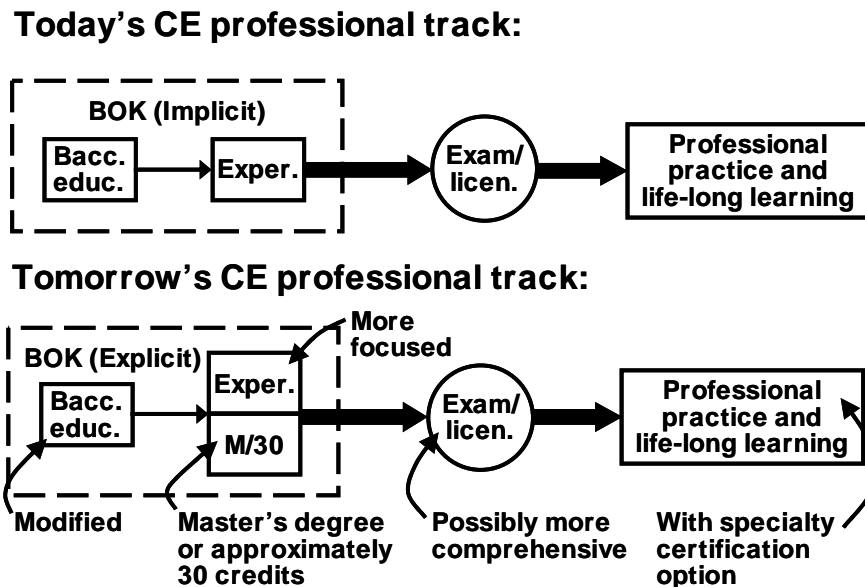
1 experience, a more comprehensive licensure examination, and the option of specialty  
2 certification.

3  
4 The preceding brief history of ASCE PS 465 reveals two essentials.

- 5  
6 • The ASCE Board of Direction has been consistent in its 1998 initial adoption and  
7 subsequent 2001 and 2004 refinements of the policy. ASCE leadership strongly  
8 supports reform of civil engineering education.
- 9  
10 • The premise of PS 465 gradually shifted from a degree basis (e.g., “masters as the  
11 First Professional Degree”) through “masters degree or equivalent” approach,  
12 finally settling on a BOK foundation.

13  
14 The BOK thrust resulted in the CAP<sup>3</sup> Body of Knowledge Committee completing, in  
15 January, 2004, the report *Civil Engineering Body of Knowledge for the 21<sup>st</sup> Century*.<sup>100</sup>  
16 Deliberations resulting in that report eventually viewed reform of the process by which  
17 individuals prepare for entry into the professional practice of civil engineering as having  
18 three elements or standing on three legs. They are: 1) *what* should be taught to and learned;  
19 2) *how* should it be taught and learned; and 3) *who* should teach and learn it. The  
20 Committee’s primary focus was the *what*.

21  
22 **Figure C-1. Implementation of Policy Statement 465 will improve the life-long career**  
23 **of tomorrow’s civil engineer.**



42 The *what* recommendations were cast in terms of 15 outcomes that, compared to  
43 today’s bachelor’s programs, included significant increases in technical and professional  
44 depth. Included in the 15 outcomes were the 11 outcomes similar to those used by ABET.  
45 Each outcome was further described with a civil engineering commentary.

1           As a result of reviewing and using the recommendations in the Civil Engineering  
2 BOK report, stakeholders identified a problem and raised issues related to the BOK. The  
3 problem revolved around the three principal words used to define competency levels,  
4 namely recognition, understanding, and ability. In particular, the CAP<sup>3</sup> Curriculum Design  
5 Committee came to this conclusion: Until there were understandable and readily applicable  
6 competency definitions—including definitions that would be understood by those outside  
7 the committee—development of model curricula would be fruitless as they may or may not  
8 achieve the intent of the BOK.  
9

10           To remove this obstacle, CAP<sup>3</sup> formed the Levels of Achievement Subcommittee in  
11 February 2004 to resolve the levels of competency problem. Subcommittee membership  
12 included the chair of the ABET Accreditation Council Task Force whose charge included  
13 studying the inconsistency in implied levels of achievement across the general and program  
14 criteria of the four ABET commissions. The Subcommittee’s September 2004 report<sup>109</sup>  
15 contained many recommendations which solved the problem and are being implemented.  
16 Relative to this second edition BOK report, the Subcommittee recommended:  
17

- 18           • Substituting “achievement” for competency in all future references to levels of  
19           demonstrated learning.
- 20
- 21           • Asking the CAP<sup>3</sup> Accreditation Committee to use the revised outcomes as the  
22           basis for drafting Basic Level Civil Engineering Program Criteria and Advanced  
23           Level General Criteria.
- 24
- 25           • Using Bloom’s Taxonomy to define levels of achievement. Bloom’s levels of the  
26           cognitive domain are widely known and understood across the education  
27           community. Furthermore, use of measurable, action-oriented verbs facilitates  
28           more consistent curricula design and assessment.
- 29
- 30
- 31
- 32

1  
2  
3  
4  
5  
6  
7  
8  
9

## APPENDIX D

# Charge to the Body of Knowledge Committee

### Introduction

10 The first edition of *Civil Engineering Body of Knowledge for the 21<sup>st</sup> Century: Preparing the*  
11 *Civil Engineer for the Future*, which was released in February 2004, was well received by a  
12 cross-section of the U.S. civil engineering community and even beyond— within and outside  
13 of the U.S. The body of knowledge (BOK) structure is proving to be a productive common  
14 ground for discussion among civil engineering academics and practitioners as well as  
15 members of other engineering disciplines.  
16

17 The First Edition of the BOK was envisioned as a work-in-progress that would be updated  
18 based upon input from stakeholders within and outside of civil engineering. The first edition  
19 has generated significant discussion which has, in turn, produced helpful questions, critiques,  
20 and suggestions. Accordingly, the ASCE Committee on Academic Prerequisites for  
21 Professional Practice (CAP<sup>3</sup>), the group charged with implementing ASCE Policy Statement  
22 465, will form the Second Edition of the Body of Knowledge Committee. This committee  
23 will be charged, as detailed below, with producing an improved Second Edition of the BOK  
24 report in response to recent stakeholder input and other developments in engineering  
25 education and practice.  
26  
27

### Charge

28  
29  
30 The Second Edition Body of Knowledge Committee is asked to:  
31

- 32 1. Collect and review stakeholder input received since publication of the First Edition.
- 33 2. Help to publicize the Committee's work with the goal of seeking additional input  
34 from a broad community of stakeholders.
- 35 3. Objectively assess the substance of the Civil Engineering BOK, as presented in the  
36 First Edition. Identify issues, beyond those listed in this charge that may require  
37 attention.
- 38 4. Review the findings and recommendations of the Attitudes Study Committee, a  
39 subcommittee of the CAP<sup>3</sup> Curriculum Committee, and reflect them in the Second  
40 Edition.  
41  
42  
43  
44



- 1  
2  
3  
4  
5  
6  
7  
8  
9  
10  
11  
12  
13  
14  
15  
16  
17  
18  
19  
20  
21  
22  
23  
24  
25  
26  
27  
28  
29  
30  
31  
32  
33  
34  
35  
36  
37  
38  
39  
40  
41  
42  
43  
44  
45
5. Review the findings and recommendations of the CAP<sup>3</sup> Levels of Achievement Subcommittee and revise the BOK accordingly. In particular, follow through on the following with respect to the Subcommittee's report:
    - Revise the statements of the outcomes using verbs based on Bloom's taxonomy.
    - Refine and use the BOK outcomes rubrics table.
    - Respond to the discussion of critical thinking.
  6. Strengthen and/or more explicitly discuss the humanities and social sciences (some refer to this as liberal or general education) content of the BOK.
  7. Replace the word "commentary," as used in the First Edition, with an appropriate word such as "explanation." Reason: Eliminate possible confusion with the use of "commentary" in explanations of ABET criteria.
  8. Examine the findings and recommendations of the National Academy of Engineering reports, *The Engineer of 2020: Visions of Engineering in the New Century* and *Educating the Engineer of 2020: Adapting Engineering Education to the New Century*, which were published after the BOK First Edition. Describe how the two NAE reports support and/or differ from the civil engineering BOK and respond accordingly.
  9. Communicate with CAP<sup>3</sup> and its Accreditation, Curriculum Design, and Licensure Committees, and other special purpose groups it may form.
  10. Communicate with groups within ASCE having BOK interests, such as, the Educational Activities Committee and its constituent committees; the American Academy of Water Resource Engineers; Civil Engineering Certification, Inc.; and the Civil Engineering Department Heads Council and its Executive Committee.
  11. Communicate with groups outside of ASCE such as ABET's Research and Assessment office, the ABET Accreditation Council Task Force or its successor, the National Council of Examiners for Engineering and Surveying (NCEES), the National Society of Professional Engineers (NSPE), the American Society of Mechanical Engineering (ASME), the Institute for Electronics and Electrical Engineers (IEEE-USA), the U.S. Army Corps of Engineers, the National Academy of Engineering (NAE), the Society of American Military Engineers (SAME), and other organizations having an interest in the BOK.
  12. Prepare a draft report, for review by CAP<sup>3</sup>, by October 15, 2006, to allow for publication in January 2007. That report should:

- 1 • Provide a record of the Committee’s process, actions, findings, and  
2 recommendations.
- 3
- 4 • Follow the overall structure of the First Edition, but be shorter. The reduced  
5 length can be accomplished by omitting certain supplementary materials that  
6 are in the First Edition and can be referenced. The Second Edition should also  
7 move as much material as possible from the report’s body into its appendices.  
8
- 9 • Retain the “what,” “how,” and “who” dimensions of the BOK, as done in the  
10 First Edition, but continue to place the primary emphasis on the “what.”  
11

- 12 13. Publish and widely disseminate the report. Upon approval of the Committee’s report  
13 by CAP<sup>3</sup>, ASCE will be asked to provide editing services and to print and distribute  
14 the report. The Second Edition will be similar in “look” and quality to the First  
15 Edition but use cover color/graphics to clearly distinguish it.  
16  
17

## 18 **Committee Composition**

19  
20 CAP<sup>3</sup> envisions an 8 to 15 person second edition committee with at least one individual  
21 representing each of the following stakeholder groups or entities:  
22

- 23 1. Member of the Executive Committee of the ASCE Civil Engineering Department  
24 Heads Council.  
25
- 26 2. Member(s) of the civil engineering educational community.  
27
- 28 3. Member(s) of the private civil engineering practice community.  
29
- 30 4. Member(s) of the public civil engineering practice community.  
31
- 32 5. A current civil engineering student or recent civil engineering graduate.  
33
- 34 6. Representative from the ABET staff knowledgeable of outcome formulation and  
35 assessment.  
36
- 37 7. Member of the CAP<sup>3</sup> Accreditation Committees (could be a liaison person, instead of  
38 a committee member).  
39
- 40 8. Member of the CAP<sup>3</sup> Curriculum Design Committee (could be a liaison person,  
41 instead of a committee member).  
42
- 43 9. Member of the CAP<sup>3</sup> Licensure Committee (could be a liaison person, instead of a  
44 committee member).  
45

1  
2  
3  
4  
5  
6  
7  
8  
9  
10  
11  
12  
13  
14  
15  
16  
17  
18  
19  
20  
21  
22  
23  
24  
25  
26  
27  
28  
29  
30  
31  
32

10. Member of ASCE Civil Engineering Certification, Inc. (could be a liaison person, instead of a board member).

**Effort Expected of Committee Members**

- 1. Commit to active involvement throughout the expected 18-month life of the Committee (from about October, 2005 to April 1, 2007).
- 2. Participate in about two face-to-face meetings which will be held in a cost-effective location and occur all day Saturday and half of Sunday. Most expenses will be reimbursed in accordance with ASCE policy.
- 3. Participate in one-hour conference calls to be held every two to three weeks.
- 4. Equitably volunteer for research, writing, and presentation tasks and/or accept task assignments as needed to carry out the Committee’s charge.

Prepared by CAP<sup>3</sup>  
September, 2005



1 Ronald S. HARICHANDRAN, Ph.D., P.E., F.ASCE, Department of Civil and  
2 Environmental Engineering, Michigan State University, East Lansing, MI,  
3 harichan@egr.msu.edu.  
4

5 Peter W. HOADLEY, Ph.D., P.E., A.M.ASCE, Department of Civil Engineering, Virginia  
6 Military Institute, Lexington, VA, hoadley@vmi.edu.  
7

8 Manoj K. JHA, Ph.D., P.E., M.ASCE, Department of Civil Engineering, Morgan State  
9 University, Baltimore, MD, mkjha@eng.morgan.edu.  
10

11 David A. LANGE, Ph.D., P.E., M.ASCE, Department of Civil and Environmental  
12 Engineering, University of Illinois at Urbana-Champaign, IL, dlange@uiuc.edu.  
13

14 Melanie L. LAWRENCE, A.M.ASCE, Leonard Rice Engineers, Inc., Denver, CO,  
15 lawrence@lrcwe.com.  
16

17 Timothy F. LENGYEL, P.E., M.ASCE, Winzler & Kelly Consulting Engineers, San  
18 Francisco, CA, TimLengyel@W-and-K.com.  
19

20 Daniel R. LYNCH, Ph.D., M.ASCE, Thayer School of Engineering, Dartmouth College,  
21 Hanover, NH, daniel.r.lynch@dartmouth.edu.  
22

23 Robert E. MACKEY, P.E., M.ASCE, S2L Inc., Maitland, FL, bmackey@s2li.com.  
24

25 John M. MASON, Ph.D., P.E., M.ASCE, College of Engineering, Penn State, University  
26 Park, PA, jmm7@psu.edu.  
27

28 Jeffrey S. RUSSELL, Ph.D., P.E., F.ASCE, Department of Civil and Environmental  
29 Engineering, Madison, WI, russell@engr.wisc.edu. (CAP<sup>3</sup> Chair)  
30

## 31 32 **Corresponding Members<sup>2</sup>** 33

34 The purpose of inviting individuals to participate as Corresponding Members of the BOK2  
35 Committee was to further encourage an active, open dialogue on the topics of discussion  
36 relevant to members of the ASCE family and beyond. By doing so, the BOK2 Committee  
37 believed that even more rational, equitable decisions could be reached that would help  
38 implement ASCE PS 465, that is, reform of the education and pre-licensure experience of  
39 civil engineers. As indicated by the following list, over 50 individuals representing a wide  
40 variety of professional situations chose to participate as Corresponding Members.  
41

42 These Corresponding Members were copied on essentially all draft and other materials  
43 distributed to the BOK2 Committee. They were also informed of planned conference calls  
44 and face-to-face meetings of the Committee and invited to participate as interest and time  
45 permitted. Accordingly, Corresponding Members received meeting agendas and minutes.  
46 Finally, Corresponding Members were invited to participate in the many email discussions,

1 and sometimes debates, that occurred during the work of the BOK2 Committee, which they  
2 did with valuable insight and with vigor.

3  
4 Carsten D. AHRENS, Ph.D., Fachhochschule Oldenburg, Oldenburg Germany,  
5 carsten.ahrens@fh-oldenburg.

6  
7 Alfredo H. S. ANG, Ph.D., Hon.M.ASCE, Bellevue, WA, ahang2@aol.com.

8  
9 Tomasz ARCISZEWSKI, Ph.D., A.M.ASCE, Department of Civil, Environmental, and  
10 Infrastructure Engineering, George Mason University, Fairfax, VA, tarcisze@gmu.edu.

11  
12 C. Robert BAILLOD, Ph.D., P.E., F.ASCE, DEE, Department of Civil and Environmental  
13 Engineering, Michigan Technological University, Houghton, MI, baillod@mtu.edu.

14  
15 Amitabha BANDYOPADHYAY, Ph.D., P.E., M.ASCE, Holbrook, NY,  
16 bandyoa@farmingdale.edu.

17  
18 Bryan BOULANGER, Ph.D., Zachry Department of Civil Engineering, Texas A&M  
19 University, College Station, TX. (Add email later)

20  
21 Brian R. BRENNER, P.E., M.ASCE, Department of Civil and Environmental Engineering,  
22 Tufts University, Medford, MA, brian.brenner@tufts.edu.

23  
24 Jason BURKE, P.E., M.ASCE, Big Timber, MT, JBurkePE@aim.com.

25  
26 Donald D. CARPENTER, A.M.ASCE, Lawrence Technological University, Southfield, MI,  
27 carpenter@ltu.edu.

28  
29 Pascale CHAMPAGNE, Ph.D., A.M.ASCE, Department of Civil Engineering, Queen's  
30 University, Kingston, ON, Canada, champagne@civil.queensu.ca.

31  
32 Karen C. CHOU, Ph.D., P.E., F.ASCE, Department of Mechanical and Civil Engineering,  
33 Minnesota State University, Mankato, MN, karen.chou@mnsu.edu.

34  
35 Larry A. ESVELT, Ph.D., P.E., M.ASCE, Esvelt Environmental Engineering, Spokane, WA,  
36 larry@esvelt.com.

37  
38 Robert ETTEMA, M.ASCE, Institute of Hydraulic Research, University of Iowa, Iowa City,  
39 IA, robert-ettea@uiowa.edu.

40  
41 Jeffrey C. EVANS, Ph.D., P.E., M.ASCE, Department of Civil and Environmental  
42 Engineering, Bucknell University, Lewisburg, PA, evans@bucknell.edu.

43  
44 Howard C. GIBBS, P.E., M.ASCE, Potomac Electric Power Company, Washington, DC,  
45 hcgibbs@pepco.com.

1 Ali HAGHANI, Ph.D., M.ASCE, Department of Civil Engineering, University of Maryland,  
2 College Park, MD, haghani@eng.umd.edu.

3  
4 Gerd W. HARTUNG, P.E., M.ASCE, Bloomfield, MI, gwhartung@harleyellis.com.

5  
6 Chris HENDRICKSON, Ph.D., M.ASCE, Department of Civil Engineering, Carnegie Mellon  
7 University, Pittsburgh, PA, cth@cmu.edu.

8  
9 Thomas HEWETT, Department of Psychology, Drexel University, Philadelphia, PA,  
10 Hewett@drexel.edu.

11  
12 Garabed M. HOPLAMAZIAN, P.E., M.ASCE, Southfield, MI,  
13 garhoplamazian@akahn.com.

14  
15 Kenneth C. JOHNS, Civil Engineering, Universite de Sherbrooke, Sherbrooke, QC, Canada,  
16 Kenneth.johns@Usherbrooke.ca.

17  
18 Gudrun KAMMASCH, Ph.D., P.E., University of Applied Sciences, Berlin, Germany,  
19 kammasc@tfh-berlin.de.

20  
21 Dinesh R. KATTI, Ph.D., P.E., M.ASCE, Department of Civil Engineering, North Dakota  
22 State University, Fargo, ND, Dinesh.Katti@Ndsu.Edu.

23  
24 Kenneth G. KELLOGG, P.E., M.ASCE, Klamath Falls, OR, kenneth.kellogg@oit.edu.

25  
26 William E. KELLY, P.E., F.ASCE, Catholic University of America, Washington, DC,  
27 kellyw@cua.edu.

28  
29 Merlin KIRSCHENMAN, P.E., M.ASCE, Professor Emeritus North Dakota State University,  
30 Moorhead, MN, m.kirschenman@ndsu.edu.

31  
32 William R. KNOCKE, Ph.D., P.E., F.ASCE, Department of Civil Engineering, Virginia  
33 Tech, Blacksburg, VA, knocke@vt.edu.

34  
35 Kenneth W. LAMB, A.M.ASCE, G.C. Wallace, Las Vegas, NV, klamb@gcwallace.com.

36  
37 Jim LAMMIE, P.E. Hon.M.ASCE, Consultant, Princeton, NY, lammie@pbworld.com.

38  
39 William H. LEDER, P.E., F.ASCE, Houghton, MI, bleder@leelliott.com.

40  
41 James L. LEE, Historic American Engineering Record, Washington, DC, larry\_lee@nps.gov.

42  
43 E. Walter LEFEVRE, Ph.D., P.E., Hon.M.ASCE, Department of Civil Engineering,  
44 University of Arkansas, Fayetteville, AR, ewl@uark.edu.

45

1 Jerry J. MARLEY, Ph.D., P.E., M.ASCE, University of Notre Dame, Notre Dame, IN,  
2 marley.1@nd.edu.  
3  
4 Paul W. MCMULLIN, Ph.D., P.E., M.ASCE, Chief Engineer, Dunn Associates, Inc., Salt  
5 Lake City, UT, pmcmullin@dunn-sc.com.  
6  
7 Donald E. MILKS, Ph.D., P.E., F.ASCE, Chautauqua, NY, donace@netsync.net.  
8  
9 Adi K. MURTHY, P.A.K. Murthy Consultants, Chennai, India, murthyadi@hotmail.com.  
10  
11 James K. NELSON, Ph.D., P.E., F.ASCE, College of Engineering and Computer Science,  
12 University of Texas at Tyler, Tyler TX, jknelson@uttyler.edu.  
13  
14 John S. NELSON, P.E., Department of Civil and Environmental Engineering, University of  
15 Wisconsin-Madison, Madison, WI, napco57@tds.net.  
16  
17 James K. PLEMMONS, Ph.D., P.E., M.ASCE, The Citadel, Charleston, SC,  
18 keith.plemmons@citadel.edu.  
19  
20 Stephen J. RESSLER, Ph.D., P.E., Hon.M.ASCE, U.S. Military Academy, West Point, NY,  
21 stephen.ressler@usma.edu.  
22  
23 Jerry R. ROGERS, Ph.D., P.E., D.WRE, F.ASCE, Civil and Environmental Engineering  
24 Department, University of Houston, Houston, TX, jerryrogers@houston.rr.com.  
25  
26 David I. RUBY, P.E., F.ASCE, Ruby & Associates PC, Farmington Hills, MI,  
27 druby@rubyusa.com.  
28  
29 Steven D. SANDERS, P.E., M.ASCE, G S W & Associates Inc., Dallas, TX, ssanders@gsw-  
30 inc.com.  
31  
32 Subal SARKAR, P.E., M.ASCE, Princeton Junction, NJ, sarkars@pbworld.com.  
33  
34 David M. SCHWEGEL, A.M.ASCE, Sacramento, CA, dschwegel@stantec.com.  
35  
36 Roger K. SEALS, Ph.D., P.E., F.ASCE, Department of Civil and Environmental  
37 Engineering, Louisiana State University, Baton Rouge, LA, ceseal@lsu.edu.  
38  
39 Jennifer Walker SHANNON, P.E., M.ASCE, TBE Group Inc., Clearwater, FL,  
40 jolivin@yahoo.com.  
41  
42 Alan T. SHEPPARD, P.E., M.ASCE, Strongsville, OH, atshepp@earthlink.net.  
43  
44 Johann F. SZAUTNER, P.E., L.S., M.ASCE, Bethlehem, PA, jfs@cowanassociates.com.  
45



1 Y. C. TOKLU, Ph.D., P.E., M.ASCE, Faculty of Engineering, Bahcesehir University,  
2 Istanbul, yct001@gmail.com.

3  
4 Marlee A. WALTON, P.E., M.ASCE, Iowa State University, Ames, IA, marlee@iastate.edu.  
5

### 6 7 **ASCE Staff**

8  
9 Thomas A. LENOX, Ph.D., M.ASCE, ASCE, Reston, VA, tlenox@asce.org. (CAP<sup>3</sup> Staff  
10 Leader)

11  
12 James J. O'BRIEN, P.E., M.ASCE, ASCE, Reston, VA, jobrien@asce.org. (Staff)

13  
14 Deborah CONNOR, ASCE, Reston, VA, (Staff Contact)  
15

### 16 17 **Contributors to Special Tasks**

18  
19 The following individuals, although not necessarily BOK2 Committee Members or  
20 Corresponding Members, kindly contributed to the indicated special tasks:  
21

22 Anna M. MICHALAK, Ph.D., P.E., Department of Civil and Environmental  
23 Engineering and Department of Atmospheric, Oceanic, and Space Sciences,  
24 University of Michigan, served on the Risk/Uncertainty Task Group along with  
25 BOK2 Committee Members Robert E. MACKEY and BOK2 Corresponding  
26 Members Alfredo H. S. ANG and Karen C. CHOU.  
27

28 Kevin G. SUTTERER, Ph.D., P.E., Department of Civil Engineering, Rose-Hulman  
29 Institute of Technology, along with BOK2 Committee members Daniel R. LYNCH,  
30 and BOK2 Corresponding Member Jeffrey C. EVANS, prepared Appendix G, The  
31 Affective Domain of Bloom's Taxonomy.  
32

33 Ernest T. SMERDON, Ph.D., P.E.; Gerald E. GALLOWAY, Jr., Ph.D., P.E.; BOK2  
34 Corresponding Member Merlin KIRSCHENMAN, P.E.; and BOK2 Member Kenneth  
35 J. FRIDLEY, Ph.D., P.E. developed the Guidance for Faculty section of Chapter 4.  
36

37 Debra LARSON, Ph.D., P.E. Professor and Chair, Department of Civil and  
38 Environmental Engineering, Northern Arizona University, and BOK2 Corresponding  
39 Member Brian R. BRENNER, P.E. contributed ideas and information used to create  
40 the Guidance for Students section of Chapter 4.  
41

42 Bernard R. BERSON, P.E., L.S., P.P., FNSPE and NSPE President-Elect (2006 –  
43 2007); Phillip BORROWMAN; ?; and BOK2 Corresponding Member Steven D.  
44 SANDERS, P.E. contributed ideas and information used to create the Guidance for  
45 Engineer Interns section of Chapter 4.  
46

1  
2  
3  
4  
5  
6  
7  
8  
9  
10  
11  
12  
13  
14  
15

William M. HAYDEN, Ph.D., P.E., Management Quality by Design; William S. HOWARD, P.E., Executive Vice President and Chief Technical Officer, CDM; and BOK2 Committee Members Melanie L. LAWRENCE and Robert E. MACKEY, P.E. provided ideas used to create the Guidance for Practitioners section of Chapter 4.

Richard L. CORRIGAN, Senior Vice President and Director of Strategic Initiatives, CH2M Hill helped BOK2 Committee Members John M. MASON, Ph.D., P.E.; Timothy F. LENGYEL, P.E.; and BOK2 Corresponding Members Steven D. SANDERS, P.E.; and Jennifer Walker SHANNON, P.E. prepare Appendix N, Public Policy.

1  
2  
3  
4  
5  
6  
7  
8  
9  
10  
11  
12  
13  
14  
15  
16  
17  
18  
19  
20  
21  
22  
23  
24  
25  
26  
27  
28  
29  
30  
31  
32  
33  
34  
35  
36  
37  
38  
39  
40  
41  
42  
43  
44  
45  
46

## APPENDIX F

# Bloom's Taxonomy

The articulation of BOK learning outcomes and related levels of achievement comes, in part, from the desire to clarify what should be taught and learned. Clarification can be achieved through the use of Bloom's Taxonomy of Educational Objectives<sup>a</sup> for the cognitive domain which systematically differentiates outcome characteristics and promotes common understanding for all users of the BOK. The cognitive domain refers to educational objectives which involve the recall and recognition of knowledge and the development of intellectual abilities and skills.

Bloom's Taxonomy was originally conceived as a technique to reduce the labor of preparing comprehensive examinations through the exchange of test items among faculty at various universities.<sup>a</sup> The goal was to create banks of test items where each bank attended to the same educational objective. A team of measurement specialists began meeting in 1949 to create the taxonomy of objectives, with their first draft published in 1956. Bloom believed, however, that the original taxonomy went beyond measurement. Among his many thoughts, he believed the taxonomy could serve as a common language for expressing and understanding learning goals or objectives.<sup>b</sup>

Bloom's emphasis on the use of measurable, action-oriented verbs facilitates the creation of outcome statements that lend themselves to more consistent and more effective assessment. Bloom's Taxonomy consists of six levels in the cognitive domain which herein are called levels of achievement. These achievement levels for cognitive development will occur as a result of formal education and experience.

The Levels of Achievement Subcommittee Report<sup>c</sup> details the recommendation to use Bloom's Taxonomy as the levels of achievement for the BOK. The purpose of this appendix is to define the achievement levels and provide definitions of the active verbs used in the BOK for each level. These definitions are helpful since some of the active verbs can be used at different levels. Moreover, for some outcomes, Bloom's Taxonomy was not directly applicable and verbs were chosen with specific definitions to convey the progression through the levels of achievement. These special instances are noted in the definitions at each level. The definitions of the verbs were taken from *Webster's Third New International Dictionary, Unabridged*.<sup>d</sup> The definition of the levels of achievement were summarized from Bloom's Taxonomy of Educational Objectives,<sup>a</sup> *Stating Objectives for Classroom Instruction, 2<sup>nd</sup> Edition*<sup>e</sup> and from the Levels of Achievement Subcommittee Report.<sup>c</sup>

### Level 1 - Knowledge

Knowledge is defined as the remembering of previously learned material. This may involve the recall of a wide range of material, from specific facts to complete theories, but all that is required is the bringing to mind of the appropriate information. Knowledge represents the lowest level of learning outcomes in the cognitive domain.<sup>e</sup>

1  
2  
3  
4  
5  
6  
7  
8  
9  
10  
11  
12  
13  
14  
15  
16  
17  
18  
19  
20  
21  
22  
23  
24  
25  
26  
27  
28  
29  
30  
31  
32  
33  
34  
35  
36  
37  
38  
39  
40  
41  
42  
43  
44  
45  
46  
47

*Define:* to discover and set forth the meaning of.

*Describe:* to present distinctly by means of properties and qualities.

*Identify:* to select; to choose something for a number or group.

*List:* to declare to be.

*Recognize:* to perceive clearly.

Other illustrative verbs at the *knowledge* level include: enumerate, label, match, name, reproduce, select, and state.

**Level 2 - Comprehension**

Comprehension is defined as the ability to grasp the meaning of material. This may be shown by translating material from one form to another (words to numbers), by interpreting material (explaining or summarizing), and by estimating future trends (predicting consequences or effects). These learning outcomes go one step beyond the simple remembering of material, and represent the lowest level of understanding.<sup>e</sup>

*Explain:* to make plain or understandable.

*Describe:* to present distinctly by means of properties and qualities.

*Distinguish:* to perceive as being separate or different.

*Discuss:* to present in detail.

Other illustrative verbs at the *comprehension* level include: classify, cite, convert, estimate, generalize, give examples, paraphrase, restate (in own words), and summarize.

**Level 3 - Application**

Application refers to the ability to use learned material in new and concrete situations. This may include the application of such things as rules, methods, concepts, principles, laws, and theories. Learning outcomes in this area require a higher level of understanding than those under comprehension.<sup>e</sup>

*Solve:* to find an answer, solution, explanation, or remedy for.

*Apply:* to use for a particular purpose or in a particular case.

*Use:* to carry out a purpose or action by means of.

*Formulate:* to plan out in orderly fashion.

1            *Develop*: to make clear, plain, or understandable. Develop is similar to “explain” but  
2            at a greater level of detail.

3  
4            *Conduct*: the act, manner, or process of carrying out (as a task) or carrying forward.

5  
6            *Report*: to give an account of; to give a formal or official account or statement of.

7  
8            *Show*: to reveal, make evident or apparent.

9  
10           *Generalize*: to derive or induce from particulars.

11  
12           *Document*: to provide with factual or substantial support for statements made or a  
13           hypothesis proposed; especially to equip with exact references to authoritative  
14           supporting information (as by means of footnotes or other textual annotation).

15  
16           *Organize*: to put in a state of order.

17  
18           *Function*: to carry on in a certain capacity.

19  
20           *Demonstrate*: to illustrate or explain in an orderly and detailed way especially with  
21           many examples, specimens, and particulars.

22  
23           Other illustrative verbs at the *application* level include: administer, articulate, calculate,  
24           chart, compute, contribute, establish, implement, prepare, provide, and relate.

#### 25 26           **Level 4 - Analysis**

27  
28           Analysis refers to the ability to break down material into its component parts so that  
29           its organizational structure may be understood. This may include the identification of parts,  
30           analysis of the relationship between parts, and recognition of the organizational principles  
31           involved. Learning outcomes here represent a higher intellectual level than comprehension  
32           and application because they require an understanding of both the content and the structural  
33           form of the material.<sup>e</sup>

34  
35           *Analyze*: to ascertain the components of or separate into component parts; determine  
36           carefully the fundamental elements of (as by separation or isolation) for close scrutiny  
37           and examination of constituents or for accurate resolution of an overall structure or  
38           nature.

39  
40           *Select*: to choose something from a number or group.

41  
42           *Organize*: to arrange by systematic planning and coordination; to unify into a  
43           coordinated functioning whole. Although organize is not typically a Level 4 verb, it  
44           is appropriate for outcomes 10 (Engineering Tools), 19 (Communication), and 26  
45           (Leadership). For each of these outcomes, the verb organize conveys the appropriate  
46           educational objective progression.

1  
2 *Compare*: to examine the character or qualities of especially for the purpose of  
3 discovering resemblances or differences.

4  
5 *Contrast*: to compare in respect of differences; to examine like objects by means of  
6 which dissimilar qualities are made prominent.

7  
8 *Illustrate*: to make clear by giving examples or instances.

9  
10 *Formulate*: to put into a systematized statement or expression.

11  
12 *Deliver*: give forth in words; to make known to another. Although the verb deliver is  
13 not typically a Level 4 verb, it is appropriate for Outcomes 19- Communication since  
14 it conveys the appropriate educational objective progression.

15  
16 *Distinguish*: recognize a difference in; to separate into kinds, classes, or categories.

17  
18 *Function*: to carry on in a certain capacity. For Level 4, the verb function is only  
19 used for Outcome 25 - Teamwork and it has the same definition at Level 4 as it does  
20 at Level 3. In this case, the verb does not convey the educational progression between  
21 levels 3 and 4. Rather, the progression is delineated by the movement from an intra-  
22 disciplinary to a multi-disciplinary team.

23  
24 *Direct*: to carry out the organizing, energizing, and supervising of especially in an  
25 authoritative capacity; to regulate the activities or course of; to guide and supervise;  
26 to assist by giving advice, instruction, and supervision. The verb direct may not be  
27 considered a typical Level 4 verb; however, in the context of Outcome 26 -  
28 Leadership, the verb direct conveys the logical educational progression in the  
29 outcome.

30  
31 *Identify*: to establish the distinguishing characteristic of; to select; to choose  
32 something from a number or group. The verb identify is also a Level 1 verb;  
33 however, in the context of Outcome 27- Life-long Learning, the verb identify conveys  
34 the ability to determine the additional knowledge, skills and attitudes appropriate for  
35 professional practice, which is a Level 4 task.

36  
37 Other illustrative verbs at the *analysis* level include: break down, correlate, differentiate,  
38 discriminate, infer, and outline.

### 39 40 **Level 5 - Synthesis**

41  
42 Synthesis refers to the ability to put parts together to form a new whole. This may  
43 involve the production of a unique communication, a plan of operations (research proposal),  
44 or a set of abstract relations (scheme for classifying information). Learning outcomes in this  
45 area stress creative behaviors, with major emphasis on the formulation of new patterns or  
46 structure.<sup>e</sup>

1  
2  
3  
4  
5  
6  
7  
8  
9  
10  
11  
12  
13  
14  
15  
16  
17  
18  
19  
20  
21  
22  
23  
24  
25  
26  
27  
28  
29  
30  
31  
32  
33  
34  
35  
36  
37  
38  
39  
40  
41  
42  
43  
44  
45  
46

*Create*: to produce (as a work of art or of dramatic interpretation) along new or unconventional lines; to make or bring into existence something new.

*Derive*: to obtain actually or theoretically from a parent source (as by substitution); to gather or arrive at (as a conclusion) by reasoning and observation; to obtain inductively.

*Formulate*: to form in the mind by new combinations of ideas, new applications of principles, or new arrangement of parts.

*Design*: to conceive and plan out in the mind; to create, fashion, execute, or construct according to plan; to originate, draft, and work out, set up, or set forth.

*Specify*: to tell or state precisely or in detail. Although not usually considered a Level 5 verb, when used with Outcome 13 - Experiments, the verb specify refers to the ability to determine which experiment or experiments are required. Drawing from a wide-range of possibilities and then specifying the appropriate one(s) is a Level 5 task.

*Explain*: to show the logical development or relationships of. Explain is also a Level 2 verb where is simply means to make plain or understandable. Showing a logical development or relationships are Level 5 tasks.

*Synthesize*: combine or put together by the composition or combination of parts or elements so as to form a whole; the combining of often varied and diverse ideas, forces, or factors into one coherent or consistent complex.

*Relate*: to show or establish a logical or causal connection between.

*Develop*: to open up; to cause to become more completely unfolded so as to reveal hidden or unexpected qualities or potentialities; to lay out (as a representation) into a clear, full, and explicit presentation. Develop is also a Level 3 verb where, similar to the verb explain, it means to make clear, plain or understandable. For outcomes 15 (Risk/Uncertainty), 16 (Sustainability), 21 (Globalization), and 23 (Public Policy) develop requires synthesis.

*Plan*: to devise or project the realization or achievement of; to arrange the parts of.

*Compose*: to form by putting together two or more things, elements, or parts; to put together; to arrange in a fitting, proper, or orderly way.

*Integrate*: to make complete; to form into a more complete, harmonious, or coordinated entity often by the addition or arrangement of parts or elements; to combine to form a more complete, harmonious, or coordinated entity; to incorporate (as an individual or group) into a larger unit or group.

1  
2 *Construct*: to form, make, or create by combining parts or elements; to create by  
3 organizing ideas or concepts logically, coherently, or palpably; to draw with suitable  
4 instruments so as to fulfill certain specified conditions; to assemble separate and often  
5 disparate elements.

6  
7 *Adapt*: to make suitable (for a new or different use or situation) by means of changes  
8 or modifications.

9  
10 *Organize*: arrange or constitute into a coherent unity in which each part has a special  
11 function or relation; to arrange by systematic planning and coordination of individual  
12 effort; to arrange elements into a whole of interdependent parts.

13  
14 *Execute*: to put into effect; to carry out fully and completely.

15  
16 Other illustrative verbs at the *synthesis* level include: anticipate, collaborate, combine,  
17 compile, devise, facilitate, generate, incorporate, modify, reconstruct, reorganize, revise, and  
18 structure

19 .  
20 **Level 6 - Evaluation**

21  
22 Evaluation is concerned with the ability to judge the value of material for a given  
23 purpose. The judgments are to be based on definite criteria. These may be internal criteria  
24 (organization) or external criteria (relevance to the purpose) and the individual may  
25 determine the criteria or be given them. Learning outcomes in this area are highest in the  
26 cognitive hierarchy because they contain elements of all the other categories, plus conscious  
27 value judgments based on clearly defined criteria.<sup>c</sup>

28  
29 *Evaluate*: to examine and judge concerning the worth, quality, significance, amount,  
30 degree, or condition of.

31  
32 *Compare*: to examine the character or qualities of especially for the purpose of  
33 discovering resemblances or differences. This definition is the same as for Level 4;  
34 however, when used in context with the verb evaluate for Outcome 11- Engineering  
35 Problem Recognition and Problem Solving, the combined action requires evaluation  
36 and is a Level 6 task.

37  
38 *Appraise*: to judge and analyze the worth, significance or status of; especially to give  
39 a definitive expert judgment of the merit, rank, or importance of.

40  
41 *Recommend*: to make acceptable; to make a commendatory statement about as being  
42 fit or worthy; present with approval.

43  
44 *Interpret*: to understand and appreciate in the light of individual belief, judgment,  
45 interest, or circumstance.



1           *Justify*: to prove or show to be just, desirable, warranted, or useful.

2  
3           *Assess*: to analyze critically and judge definitively the nature, significance, status, or  
4 merit of; to determine the importance, size, or value of.

5  
6           *Self-assess*: to personally or internally analyze critically and judge definitively the  
7 nature, significance, status, or merit of a personal trait. Outcome 27- Life-long  
8 Learning uses the verb self-assess to convey the concept of introspective reflection.

9  
10          Other illustrative verbs at the *evaluation* level include: compare & contrast, conclude,  
11 criticize, decide, defend, and judge.

12  
13          **Sources:**

- 14  
15          a) Bloom, B. S. ed., Englehart M. D., Furst, E. J., Hill, W. H., and Krathwohl, D. 1956.  
16             *Taxonomy of Educational Objectives, the Classification of Educational Goals, Handbook*  
17             *I: Cognitive Domain*. David McKay, New York, NY.
- 18  
19          b) Anderson, L., Krathwohl, D. R., Airasian, P. W., Cruikshank, K. A., Mayer, R. E.,  
20             Pintrich, P. R., Raths, J., and Wittrock, M. C. 2001. *A Taxonomy of Learning, Teaching,*  
21             *and Assessment: A Revision of Bloom's Taxonomy*. Addison Wesley Longman, Inc. New  
22             York, NY.
- 23  
24          c) The Levels of Achievement Subcommittee to the ASCE Committee on Academic  
25             Prerequisites for Professional Practice, 2005. *Levels Of Achievement Applicable To The*  
26             *Body Of Knowledge Required For Entry Into The Practice Of Civil Engineering At The*  
27             *Professional Level*.
- 28  
29          d) *Webster's Third New International Dictionary, Unabridged*. Merriam-Webster, 2002.  
30             Available at <http://unabridged.merriam-webster.com>
- 31  
32          e) Gronlund, N. E. 1978. *Stating Objectives for Classroom Instruction*, 2<sup>nd</sup> Edition,  
33             Macmillan, New York, NY.

## APPENDIX G

# The Affective Domain of Bloom's Taxonomy

### Overview

The civil engineering Body of Knowledge is central to the profession. It consists of specific outcomes which are envisioned as being achieved by all civil engineers prior to licensure. The levels of achievement are described in terms of a standard educational taxonomy, initiated by Bloom et al.<sup>111</sup>

Blooms taxonomy consists of three domains: Cognitive, Affective, and Psychomotor. The Cognitive Domain refers to educational objectives which deal with the recall or recognition of knowledge and the development of intellectual abilities and skills. It is used exclusively herein to describe desirable civil engineering outcomes and levels of achievement.

The Affective Domain includes objectives which describe changes in interest, attitudes, and values and is an inseparable complement. Progress in the Affective Domain is described in terms of internalization of values. The Affective Domain provides a distinct and valuable vocabulary and set of concepts that are relevant to professional education.

Several outcomes already identified as important to the profession, would be enhanced by descriptions in both the Cognitive Domain and the Affective Domain. Two examples are Outcome 22, Professional and Ethical Responsibility and Outcome 19, Communication.

These examples illustrate the value added by adding an Affective Domain description in cases where cognitive development alone does not cover the full scope of the outcome. The BOK2 Committee recommends that further work be undertaken in this area.

### Bloom's Taxonomy<sup>a,b</sup>

There are many developmental taxonomies. Each describes the same thing – the human person – and the educational process of human development. The purpose of a taxonomy is to break this overall development process into smaller discernable “chunks” within which:

- Goals can be articulated
- Metrics of achievement can be constructed
- Achievement can be assessed.

Because any taxonomy attempts to describe the whole, constructing a hybrid of different taxonomies is ill-advised unless one is prepared to engage in educational research per se.

1 According to Bloom,<sup>a</sup> there are three domains:  
2

- 3 • "...the Cognitive Domain ... includes those objectives which deal with the recall  
4 or recognition of knowledge and the development of intellectual abilities and  
5 skills."
- 6
- 7 • "...the Affective Domain ... includes objectives which describe changes in  
8 interest, attitudes, and values ..."
- 9
- 10 • the Psychomotor Domain which includes "... the manipulative or motor-skill  
11 area."
- 12

13 The Cognitive Domain was found to be most amenable to easy study and formed the basis of  
14 the first Bloom-led study.<sup>a</sup> The second effort<sup>b</sup> by Krathwohl extended this into the Affective  
15 Domain without changing the Cognitive Domain. The third or Psychomotor Domain was, in  
16 fact, not recommended by Bloom<sup>a</sup> for further study, although it remains a distinct domain.<sup>c</sup>  
17

18 In describing the Affective Domain, Krathwohl and others<sup>b</sup> adopted internalization as the  
19 basis of classification in this domain. This domain is easily summarized with the hybrid  
20 phrase "internalization of values and attitudes." Clearly, that this is very different from the  
21 Cognitive Domain. The Affective Domain consists of five levels of increasing achievement,  
22 as illustrated in Table G-1.  
23

24 Appendices prepared by Krathwohl and others<sup>b</sup> are very useful. Appendices A and B provide  
25 very useful summaries of both the Cognitive and Affective Domains. Descriptive phrases  
26 used in Appendix A serve as examples to illustrate the Affective Domain, and are quoted in  
27 Table G-2.  
28

29 Perhaps the most compelling case for the relevance of the Affective Domain is the  
30 description of Level 3, Valuing: "This category will be found appropriate for many  
31 objectives that use the term 'attitude' (as well as, of course, 'value')." <sup>b</sup> Several more current  
32 sources and activities<sup>d,e,f,g</sup> provide additional discussion and example verbs for use the  
33 Affective Domain originally developed by Krathwohl and others. <sup>b</sup>  
34

35 As mentioned above, there are many taxonomies, all seeking to describe the same thing,  
36 human development. The cognitive/affective divide is characteristic, but not universal. For  
37 example, the Conceive-Design-Implement-Operate (CDIO)<sup>h</sup> taxonomy is a more  
38 contemporary (2001) creation; it mingles these domains in a different manner, combining  
39 "professional skills and attitudes" and also "personal skills and attitudes" quite deep in the  
40 taxonomy. Because of this, combining parts from disparate taxonomies is not advised lest the  
41 fullness and unity of the object be lost.  
42

1  
2

**Table G-1. Levels and sublevels of achievement in the Affective Domain.<sup>b</sup>**

<b>Affective taxonomy</b>	
1.0 Receiving	1.1 Awareness
	1.2 Willingness to receive
	1.3 Controlled or selected attention
2.0 Responding	2.1 Acquiescence in responding
	2.2 Willingness to respond
	2.3 Satisfaction in response
3.0 Valuing	3.1 Acceptance of a value
	3.2 Preference for a value
	3.3 Commitment
4.0 Organization	4.1 Conceptualization of a value
	4.2 Organization of a value system
5.0 Characterization by a value complex	5.1 Generalized set
	5.2 Characterization

3

**Table G-2. Illustrative Affective Domain objectives excerpted from Krathwohl et al.’s<sup>b</sup> Appendix A, “A Condensed Version of the Affective Domain...”\***

- 2.0 Responding
  - 2.2 Willingness to respond
    - Acquaints himself with significant current issues in international, political, social, and economic affairs through voluntary reading and discussion.
    - Acceptance of responsibility for his own health and for the protection of the health of others
  - 2.3 Satisfaction in response
    - Enjoyment of self-expression in music and in arts and crafts as another means of personal enrichment.
    - Finds pleasure in reading for recreation.
    - Takes pleasure in conversing with many different kinds of people
- 3.0 Valuing
  - 3.1 Acceptance of a value
    - Continuing desire to develop the ability to speak and write effectively.
    - Grows in his sense of kinship with human beings of all nations.
  - 3.2 Preference for a value
    - Assumes responsibility for drawing reticent members of a group into conversation.
    - Deliberately examines a variety of viewpoints on controversial issues with a view to forming opinions about them.
    - Actively participates in arranging for the showing of contemporary artistic efforts.
  - 3.3 Commitment
    - Devotion to those ideas and ideals which are the foundations of democracy.
    - Faith in the power of reason and in methods of experiment and discussion.
- 4.0 Organization
  - 4.1 Conceptualization of a value
    - Attempts to identify the characteristics of an art object which he admires.
    - Forms judgments as to the responsibility of society for conserving human and material resources.
  - 4.2 Organization of a value system
    - Weighs alternative social policies and practices against the standards of the public welfare rather than the advantage of specialized and narrow interest groups.
    - Develops a plan for regulating his rest in accordance with the demands of his activities.
- 5.0 Characterization by a value or value complex
  - 5.1 Generalized set
    - Readiness to revise judgments and to change behavior in the light of evidence.
    - Judges problems and issues in terms of situations, issues, purposes, and consequences involved rather than in terms of fixed, dogmatic precepts or emotionally wishful thinking.
  - 5.2 Characterization
    - Develops for regulation of one's personal and civic life a code of behavior based on ethical principles consistent with democratic ideals.
    - Develops a consistent philosophy of life.

\*Note: This table excludes Section 1.0 and Section 2.1 as shown in Table G-1 because they are not appropriate for college education.

## 1 **First Edition of the Body of Knowledge<sup>i</sup>**

2  
3 The first edition of the Body of Knowledge focused on the knowledge, skills, and attitudes  
4 (KSA) required for the future civil engineer. There are 15 specific outcomes generally falling  
5 in the knowledge/skills arena. Beyond that, there is a significant discussion of attitudes. The  
6 following points are made:  
7

- 8 • Attitudes are an essential component of the “what” dimension of the BOK.
- 9 • Attitudes are found to be integral parts of the BOK of other professions.
- 10 • Studies point to the essential role of attitudes in individual and group achievement.
- 11 • Knowledge and skills are necessary, but not sufficient, for the fully professional  
12 engineer.
- 13 • Absent a proactive effort at the university level, many civil engineering students and  
14 young engineers are likely to not acquire such attitudes; or worse, to acquire negative  
15 attitudes.

16  
17 There are three levels of achievement in the first BOK report:<sup>i</sup> recognition, understanding,  
18 and ability. These are suggested to be used in describing achievement of Outcomes 1-15.  
19 The report also suggested that Attitudes be connected to the achievement of Outcomes 1-15;  
20 however the mechanism is not clear.  
21

## 22 **The Levels of Achievement Report<sup>j</sup>**

23  
24 In the levels of achievement (LOA) report, the three achievement levels recognition,  
25 understanding, and ability were recognized as being unworkable. The search for a  
26 replacement led this subcommittee to a survey of the assessment field and to the need for an  
27 established learning taxonomy. There are several. The subcommittee rejected the notion that  
28 ASCE could invent its own taxonomy. After review of extant taxonomies, Bloom’s original  
29 taxonomy was found to be most useful. Specifically, the 15 outcomes were discussed in  
30 terms of Bloom’s Cognitive Domain; and Bloom’s six cognitive levels were recommended.  
31 The issue of attitudes and their connection to the 15 outcomes, was not addressed, nor was  
32 the need for the Affective Domain, although the latter was noted.  
33

34 By inference the LOA subcommittee found the Bloom Cognitive domain sufficient for these  
35 original outcomes 1-15. The subcommittee’s report was generally silent on addressing the  
36 need for/or value of the Affective Domain.  
37

## 38 **The Curriculum Committee Report<sup>k</sup>**

39  
40 In parallel, the ASCE Committee on Academic Prerequisites for Professional Practice  
41 (CAP<sup>3</sup>) created the Curricula Committee. This group’s work is quite comprehensive, looking  
42 at the original BOK and the recommendations of the LOA effort. Specifically the committee  
43 endorsed the original 15 outcomes and the use of Bloom’s Cognitive taxonomy. Regarding  
44 attitudes, this committee echoed the description in the first BOK report and supplemented it.  
45 It endorsed the importance of attitudes in the profession, and echoed the idea of linking  
46 attitudes to the 15 outcomes.

1  
2 Predictably, there were difficulties – attitudes not being measurable (cognitive) outcomes;  
3 some attitudes demonstrably both “good” and “bad,” depending on the context; no definitive  
4 list; and no metrics of assessment.

5  
6 Among the conclusions of the Curriculum Committee:<sup>k</sup>

- 7
- 8 • Knowledge and skill are necessary, but not sufficient, for the practice of civil  
9 engineering.
- 10
- 11 • Professional attitudes can and should be learned.
- 12
- 13 • Attitudes cannot be taught, but can be “taught about.”
- 14

15 The Curriculum Committee offered these recommendations:

- 16
- 17 • “Any use of this BOK to advance standardized measurements of attitude would be  
18 contrary to the Committee’s recommendations. When it comes to attitudes as part  
19 of the BOK, a flexible approach is in order.
- 20
- 21 • The Committee believes that civil engineering departments and employers should  
22 adopt the approach that understanding the value and meaning of certain attitudes  
23 is an educational and developmental opportunity.
- 24
- 25 • The Committee recommends that each employer and university civil and  
26 environmental engineering department select a set of constructive attitudes,  
27 possibly calling them professional attitudes. They may draw on the example list  
28 provided earlier or use other sources. They may choose to teach about the  
29 selected attitudes within the B+M/30 & E process.” (i.e., during pre-licensure  
30 formal education and experience.)
- 31

32 There is no recommendation here relative to what is clearly “affective” in Bloom.

### 33 34 **Second Edition of the BOK**

35  
36 In the Second Edition of the BOK (this report), the 15 outcomes have been refined and  
37 expanded to 28. In so doing the Cognitive Domain has been used as the basis of the rubric,  
38 generally following the LOA suggestions. Significant progress has been made.

39  
40 In dealing with the BOK1 Attitudes issue, the BOK2 Committee considered interpreting the  
41 KSA categories (knowledge, skills, and attitudes) as knowledge, skills, and abilities –  
42 consistent with an overall focus on the Cognitive Domain only. This has the advantage of  
43 being more readily measurable. But despite the appeal of using a different “A” word, it is  
44 not a synonym. After consideration, BOK2 Committee rejected this substitution for two  
45 reasons:

- 1 • Abilities does not seem different from skills
- 2
- 3 • The sense of “attitude” is entirely lost
- 4

5 (Interestingly, Bloom’s Cognitive Domain associates (denotes?) Level 1 achievement as  
6 “knowledge;” while cognitive Levels 2-6 are “intellectual abilities and skills.”)

7  
8 Reflecting this, the BOK2 Committee has included an explicit, stand-alone attitude outcome;  
9 Outcome 28, Attitudes. This outcome, like others, is described solely in terms of Cognitive  
10 Domain achievements. On first (Bloom) principles, the Cognitive Domain provides an  
11 incomplete vocabulary for this outcome. There is overlap of the two domains, especially at  
12 the lower Levels 1 and 2 of achievement. But at Level 3, “Valuing,” the most obvious  
13 departure from the Cognitive Domain occurs. At level 3 and beyond, increasing affective  
14 achievement is uniquely described in terms of internalization of values and attitudes, a notion  
15 not relevant in the Cognitive Domain. Continued BOK2 Committee discussion indicates that  
16 there may be an affective dimension of achievement implicit in several identified outcomes.

### 17 18 **Conclusion – Two-Dimensional Outcomes**

19  
20 The BOK2 Committee concludes that there is value added in exploring an Affective Domain  
21 description of the present outcomes, to accompany the existing Cognitive Domain  
22 descriptions. There is nothing wrong with the Cognitive Domain; it is simply incomplete.  
23 The Committee suggests a two-dimensional classification, cognitive and affective. This has  
24 the advantage of freeing some of the outcomes from a one-dimensional sense of achievement  
25 and allowing additional non-cognitive verbs to enter the achievement descriptions as  
26 appropriate. A two-dimensional approach will add value to the description of the individual  
27 outcomes and add legitimacy in the sense of properly using the selected taxonomy.

28  
29 The bottom-line is this: the profession wants individuals that have more than knowledge and  
30 skill.<sup>1</sup> The Affective Domain is one framework in which a more complete analysis and  
31 discussion can occur. Given the high and continuing interest in “affective” development, the  
32 BOK2 Committee recommends that this be explored, but not as part of the BOK2  
33 Committee’s efforts.

### 34 35 **Example Affective Domain Rubrics**

36  
37 Consider the two example rubrics, using the Affective Domain, which appear in Tables G-3  
38 and G-4. These supplement and enrich the existing cognitive rubrics; they do not replace  
39 them. (For illustrative purposes the cognitive rubric is replicated here without change.)  
40 Several possibilities occur in the “Professional” outcome category, but not all. There may be  
41 something useful in the “Foundational” category such as a scientific respect for theory and  
42 observation; humanist values directed at needs; an internalization of the value inherent in  
43 diversity in teamwork; and the foundational basis of ethics. The Committee has not attempted  
44 these, but feel that the point is best made in the examples selected.

45  
46 The example rubrics are followed by commentaries on the Affective Domain portions.




**Table G-3: Example Rubric for a Two-Dimensional Outcome – Professional and Ethical Responsibility**


Outcome title	Level of affective achievement				
	1 Receiving	2 Responding	3 Valuing	4 Organizing conceptualizing	5 Characterizing
<input type="checkbox"/> To enter the practice of civil engineering at the professional level, an individual must be able to demonstrate this level of achievement					
22 Professional and ethical responsibility	<i>Locate</i> and <i>identify</i> the professional and ethical responsibilities of a civil engineer.  (B)	<i>Discuss</i> the professional and ethical responsibilities of a civil engineer.  (B)	<i>Commit</i> to the standards of professional and ethical responsibility for engineering practice.  (B)	<i>Integrate</i> professional and ethical standards for the engineer’s own practice.  (B)	<i>Display</i> professional and ethical conduct in engineering practice.  (E)

Outcome title	Level of cognitive achievement*					
	1 Knowledge	2 Comprehension	3 Application	4 Analysis	5 Synthesis	6 Evaluation
<input type="checkbox"/> To enter the practice of civil engineering at the professional level, an individual must be able to demonstrate this level of achievement						
22 Professional and ethical responsibility	<i>List</i> the professional and ethical responsibilities of a civil engineer.  (B)	<i>Explain</i> the professional and ethical responsibilities of a civil engineer.  (B)	<i>Apply</i> standards of professional and ethical responsibility to determine an appropriate course of action.  (B)	<i>Analyze</i> a situation involving multiple conflicting professional and ethical interests to determine an appropriate course of action.  (B)	<i>Synthesize</i> studies and experiences to foster professional and ethical conduct.  (E)	<i>Justify</i> a solution to an engineering problem based on professional and ethical standards and <i>assess</i> personal professional and ethical development.  (E)

\*Taken from Appendix J

**Table G-4: Example Rubric for a Two-Dimensional Outcome – Communication**

Outcome title	Level of affective achievement				
	1 Receiving	2 Responding	3 Valuing	4 Organizing conceptualizing	5 Characterizing
 <b>To enter the practice of civil engineering at the professional level, an individual must be able to demonstrate this level of achievement</b>					
19 Communication	<i>Develop an awareness of the factors involved in effective verbal, written, virtual and graphical communication</i>  (B)	<i>Discuss</i> the factors involved in effective verbal, written, virtual and graphical communications.  (B)	<i>Demonstrate</i> a commitment to effective verbal, written, virtual, and graphical communications.  (B)	<i>Integrate</i> principles from effective communications into work products.  (E)	<i>Discriminate</i> between effective and ineffective communications.

Outcome title	Level of cognitive achievement*					
	1 Knowledge	2 Comprehension	3 Application	4 Analysis	5 Synthesis	6 Evaluation
 <b>To enter the practice of civil engineering at the professional level, an individual must be able to demonstrate this level of achievement</b>						
19 Communication	<i>List</i> the characteristics of effective verbal, written, virtual, and graphical communications.  (B)	<i>Describe</i> the characteristics of effective verbal, written, virtual, and graphical communications.  (B)	<i>Apply</i> the rules of grammar and composition in verbal and written communications, properly cite sources, and <i>use</i> appropriate graphical standards in preparing engineering drawings.  (B)	<i>Organize</i> and <i>deliver</i> effective verbal, written, virtual, and graphical communications.  (B)	<i>Plan, compose, and integrate</i> the verbal, written, virtual, and graphical communication of a project to technical and non-technical audiences.  (E)	<i>Evaluate</i> the effectiveness of the integrated verbal, written, virtual, and graphical communication of a project to technical and non-technical audiences.

\*Taken from Appendix I

## Commentary on Affective Domain Portions of the Example Rubrics

### Communications

The Cognitive Domain commentary on Outcome 19, Communication clearly defines, demonstrates the importance of, and articulates the level of cognitive development of communications for civil engineers. The level of achievement at the time of licensure in the Cognitive Domain is Synthesis (Level 5 of 6) and requires the engineer to “*Plan, compose,* and *integrate* verbal and graphical communications for both technical and non-technical audiences.” Upon completion of a baccalaureate education, the graduate is expected to “*Organize* and *deliver* effective verbal, written, virtual and graphical communications.” To achieve this level, the engineer must complete the lower levels of achievement of knowledge, comprehension, and application. While this is necessary, without achievement in the Affective Domain, it is, in and of itself, insufficient.

The Affective Domain relates to the emotional component of learning and, in the case of communications, achievement is characterized by a degree of acceptance. A student and practitioner should acquire the intellectual skills needed to communicate effectively but unless the engineer internalizes those skills in a way that drives the engineer to want to communicate effectively, the educational and experience process falls short. The student and engineer must grow to see that effective communications are necessary for each and every communication and not only when being assessed or judged in some explicit manner.

Thus, the student must “*Demonstrate* a commitment to effective verbal, written, virtual, and graphical communications.” This Affective Domain level of achievement is Valuing (Affective Level 3 of 5). To reach this level, the student must start with Level 1, Receiving, by developing an awareness of the factors involved in effective communications and Responding (Affective Level 2) by discussing the factors involved in effective communications. No doubt many students will successfully integrate principles of effective communications into work products (Affective Level 4), such as senior design reports, but this level may not be achieved by all graduates until after graduation. Building upon the formal education, the engineer, through experience, continues to develop and, by the time of licensure, the engineer must be able to “*Integrate* principles from effective communications into work products” (Affective Level 4).

Cognitive development and affective development are interrelated. An individual would not likely value and integrate effective communications if the individual had not achieved the intellectual skills (cognitive development) necessary to understand, organize, and compose effective communications.

### Professional and Ethical Responsibility

To enter the practice of civil engineering at the professional level, an engineer is expected to achieve the evaluation level (Cognitive Level 6) learning for Outcome 22, Professional and Ethical Responsibility in the Cognitive Domain. At this highest level of cognitive learning, the civil engineer should be able to “*justify* a solution to an engineering problem based on

1 professional and ethical standards and *assess* personal professional and ethical development.”  
2 Despite this high level of learning, cognitive knowledge of ethical and professional  
3 responsibility seems lacking of the internalization and valuing of the knowledge. This is the  
4 crucial and perhaps central role of Affective Domain learning for this outcome.  
5

6 Knowledge of professional and ethical responsibility should be internalized and valued in  
7 such a way that the civil engineering graduate does “*commit* to the standards of professional  
8 and ethical responsibility for engineering.” This is an important early step in the development  
9 of a true professional working within appropriate ethical standards. Further, prior to entering  
10 the practice of civil engineering at the professional level, the engineer should have already  
11 demonstrated they have “*integrated*” these standards into their own practice.  
12

13 Level 5 of the Affective domain for this outcome, characterizing, may be assessed positively  
14 for an engineer when he or she does “*display* professional and ethical standards in  
15 engineering practice” on a daily basis. This is the level of achievement expected for entry  
16 into civil engineering at the professional level.  
17

18 Development in the Affective Domain is crucial to effective practice of engineering. For  
19 example, an engineer who “*integrates* professional and ethical standards” into his or her  
20 practice (Affective Level 4) may not have knowledge (Cognitive Level 1) or comprehension  
21 (Cognitive Level 2) of a particular ethical or professional standard. However, because of  
22 their high affective level of achievement, that engineer would, through techniques of lifelong  
23 learning or the assistance of an expert, acquire the necessary level of achievement in the  
24 Cognitive Domain to make an appropriate decision.  
25

### 26 **Recommendation for Future Work**

27

28 An Affective Domain supplement to the BOK2 cognitive descriptions is possible and  
29 desirable. It is illustrated in this appendix for two examples and provides a richer description  
30 of BOK outcomes and achievement levels. Accordingly, the BOK2 Committee recommends  
31 that departments, schools, employers, and professionals develop these ideas more fully. The  
32 Committee also recommends that ASCE continue this investigation more fully through  
33 CAP<sup>3</sup> activity beyond the present BOK2 development.  
34

### 35 **Sources**

36

37 a) *Taxonomy of Educational Objectives: The Classification of Educational Goals. Handbook*  
38 *I: Cognitive Domain*, B.S. Bloom, M.D. Engelhart, E.J. Furst, W.H. Hill, D.R. Krathwohl.  
39 Longman, New York, 1956.  
40

41 b) *Taxonomy of Educational Objectives: The Classification of Educational Goals. Handbook*  
42 *II: Affective Domain*, D.R. Krathwohl. B.S. Bloom, B.B. Masia. Longman, New York, 1964.  
43

44 c) Simpson, E. J. 1972. *The Classification of Educational Objectives in the Psychomotor*  
45 *Domain*, Gryphon House, Washington, DC.  
46

- 1 d) <http://www.flaguide.org/start/primerfull.php>  
2  
3 e) [http://www.acu.edu/academics/adamscenter/services/instructional/  
4 taxonomies.html#affective](http://www.acu.edu/academics/adamscenter/services/instructional/taxonomies.html#affective)  
5  
6 f) <http://classweb.gmu.edu/ndabbagh/Resources/Resources2/krathstax.htm>  
7  
8 g) <http://www.nwlink.com/~donclark/hrd/bloom.html>  
9  
10 h) Crawley, E. F. *The CDIO Syllabus: A Statement of Goals for Undergraduate Engineering*  
11 *Education*, MIT CDIO Report #1, 2001.. Available at <http://www.cdio.org>  
12  
13 i) *Civil Engineering Body of Knowledge for the 21<sup>st</sup> Century: Preparing the Civil Engineer*  
14 *for the Future*. ASCE Body of Knowledge Committee, 2004.  
15  
16 j) *Levels of Achievement Applicable to the Body of Knowledge Required for Entry into the*  
17 *Practice of Civil Engineering at the Professional Level*. Levels of Achievement  
18 Subcommittee of the ASCE Committee on Academic Prerequisites for Professional Practice  
19 (CAP<sup>3</sup>). Draft Sept. 2. 2005.  
20  
21 k) *Development of Civil Engineering Curricula Supporting the Body of Knowledge For*  
22 *Professional Practice*. Curriculum Committee of the Committee on Academic Prerequisites  
23 for Professional Practice, American Society of Civil Engineers, December 2006.  
24  
25 l) *The Vision for Civil Engineering in 2025*, report of the Summit on The Future of Civil  
26 Engineering, June 21-22, 2006. ASCE, Sept. 6, 2006.  
27  
28

## APPENDIX H

### Relationship of ABET, BOK1, and BOK2 Outcomes

A quick perusal of the outcomes associated with the second edition of the ASCE Body of Knowledge (this report) would seem to indicate that the number of outcomes has expanded greatly since the publication of the first edition,<sup>100</sup> and even more so relative to the ABET/EAC General Criteria. This has caused consternation to some people who have become aware of the 28 outcomes now included in the BOK2.

Tables H-1 and H-2, show how the number of outcomes have not expanded as much as a casual observation might indicate. Re-labeling and disaggregation of complex outcomes has increased the number of outcomes. However, the clarity and precision with which the outcomes have now been described has greatly increased which will assist the “raise the bar” intent of PS 465 the role they will play in the future education of civil engineers. The following paragraphs explain the process that lead to the development of the 28 outcomes.

The genesis for the outcomes approach taken by BOK2 was the outcomes-based assessment process implemented by ABET through EC-2000, now called the ABET/EAC Engineering General Criteria. The Program Criteria developed by the various engineering societies responsible for the Engineering Program Criteria (such as ASCE) then followed the format of the General Criteria.

The ABET/EAC General Criteria, Criterion 3, states the following:

*Although institutions may use different terminology, for purposes of Criterion 3, program outcomes are statements that describe what students are expected to know and be able to do by the time of graduation. These relate to the skills, knowledge, and behaviors that students acquire in their matriculation through the program.*

The outcomes expressed in Criterion 3 (a-k) are identified in the first column of Table H-1 and the third column of Table H-2. Table H-1 presents the genealogy of the outcomes from left to right – from the ABET foundation documents, through the BOK1 outcomes, to the BOK2 outcomes. Table H-2 is the reverse – the BOK2 outcomes are traced back to the ABET foundation documents.

The 11 ABET/EAC 3 (a-k) outcomes are universal for all engineering disciplines, and thus, cannot be discipline-specific. In order to provide the specificity necessary to differentiate civil engineers from mechanical engineers or electrical engineers, ABET provided for discipline-specific Program Criteria. ASCE developed the civil engineering Program Criteria to specifically address the current educational needs of civil engineers through the baccalaureate degree, which is the ABET format. The Program Criteria added further outcomes to the 11 from Criterion 3.

1  
2 In addition to the 11 outcomes included in ABET/EAC Criterion 3 and the Program  
3 Criteria, Criterion 4, “Professional Component” also stipulated some requirements for the  
4 engineering programs. The Criterion 4 requirements were not phrased as outcomes. Criterion  
5 4(c) states:

6  
7 *The professional component must include: (c) a general education*  
8 *component that complements the technical content of the curriculum*  
9 *and is consistent with the program and institution objectives.*

10  
11 Concurrently with the development and launch of the EC-2000 criteria and the  
12 outcomes-based assessment process, ASCE was investigating the formal educational  
13 requirements for the professional practice of civil engineering in the future which would  
14 become known as ASCE Policy Statement 465. ASCE was somewhat constrained by the  
15 ABET General and Program Criteria format that focused on the current conditions and,  
16 therefore, chose to broaden the scope to include a visionary aspect as envisioned by PS 465.  
17 This study by ASCE resulted in a series of reports by various subcommittees of what is now  
18 the ASCE Committee on the Academic Prerequisites for Professional Practice (CAP<sup>3</sup>). One  
19 of these reports was the original BOK report,<sup>100</sup> now known as the BOK1 report, published in  
20 January 2004.

21  
22 The outcomes included in the BOK1 report subsumed the ABET/EAC Criterion 3 (a-  
23 k) and added four more outcomes. These BOK1 outcomes are listed in the second column of  
24 both Tables H-1 and H-2. Table H-1 presents these outcomes in the numerical order they  
25 were presented in the BOK1 report. Table H-2 presents these outcomes as they are related to  
26 the outcomes of BOK2.

27  
28 After BOK1 was published and the civil engineering community digested and  
29 discussed the contents, three deficiencies became apparent. The first was the levels of  
30 achievement required for the individual outcomes. The three level system used in the BOK1  
31 report was ambiguous and imprecise. This was solved in this BOK2 report by utilizing the  
32 six levels inherent in the Bloom’s Taxonomy of the Cognitive Domain, as discussed in  
33 Appendix F.

34  
35 The second deficiency noted was the broad scope of some of the outcomes, which  
36 was a reflection of the ABET/EAC format that had been followed. Outcomes had been  
37 grouped together to facilitate the ABET assessment process, but in reality, this proved to be a  
38 hindrance to flexibility and understanding and assessment of the outcomes. For example, in  
39 Table H-1 in the first row, Outcome (a), mathematics, science, and engineering were grouped  
40 together in the ABET documents and in BOK1. In BOK2, this outcome was disaggregated  
41 into five different outcomes. The primary reason for this disaggregation was that not all of  
42 the topics included in ABET/EAC 3 (a) require the same level of achievement in a typical  
43 civil engineering curriculum. By making distinct outcomes, it was possible to show that the  
44 “materials” topic should have a higher level of achievement than “mathematics” in the  
45 typical curriculum. However, if in a particular civil engineering program, the faculty decide

1 that mathematics is more important than materials, they are free to raise the level of  
2 achievement required for mathematics, commensurate with their particular curriculum.  
3

4 The third deficiency that was expressed to the BOK2 Committee by the users of the  
5 BOK1 report was that some topics were missing or not adequately highlighted as a separate  
6 outcome. These topics are best seen in Table H-2. For example, Outcome 4, Breadth in  
7 Basic Science, is not an ABET outcome, nor was it identified in BOK1 as an outcome.  
8 However, because BOK2 is looking to the future, and the civil engineering profession is  
9 continually becoming more interdisciplinary, the Committee believes that other sciences,  
10 such as biology, may become as important, or more important, than chemistry and physics, to  
11 civil engineers of the future. The other outcome that fits in this category is Outcome 23,  
12 Public Policy.  
13

14 The other subset of this third deficiency is the BOK2 outcomes that were mentioned  
15 in BOK1, but were not elevated to the level of stand-alone outcomes in BOK1. These include  
16 Outcome 15, Risk and Uncertainty; Outcome 20, History and Heritage; Outcome 24,  
17 Business and Public Administration; and Outcome 28, Attitudes. These outcomes, shown in  
18 the two tables, were judged by the Committee to be sufficiently important to justify their  
19 identification as a stand-alone outcome rather than as a phrase in one of the other outcomes.  
20

21 The final subset of this third deficiency involves the new importance attached to  
22 humanities and social sciences by inclusion in BOK2 of Outcome 5, Humanities and  
23 Outcome 6, Social Sciences. In BOK1, the general education component of the future civil  
24 engineer's undergraduate education was delegated to Criterion 4(c) of the ABET/EAC  
25 General Criterion. The consensus of the Committee was that, in order for future civil  
26 engineers to realize their potential as technological leaders in a global community, the  
27 humanities and social sciences needed to be elevated to the status of stand-alone outcomes.  
28

29 In summary, and as can be seen from the tables, there are only two outcomes that are  
30 totally new relative to BOK1 and the ABET/EAC outcomes, namely Outcome 4, Breadth in  
31 Basic Science, and Outcome 23, Public Policy. There are an additional four outcomes that  
32 were included in a minor manner in BOK1, but are not mentioned in a substantive manner in  
33 the ABET/EAC documents. These four are Outcome 15, Risk/Uncertainty; Outcome 20,  
34 History and Heritage; Outcome 24, Business and Public Administration; and Outcome 28,  
35 Attitudes.  
36



1  
2  
3  
4

**Table H-1. From the ABET Program Criteria Outcomes to BOK2 Outcomes**

(Note: A general relationship is illustrated, not one-to-one mapping)

<b>ABET Outcomes<sup>a</sup></b>	<b>BOK1 Outcomes<sup>c</sup></b>	<b>BOK2 Outcomes<sup>d</sup></b>
(a) Mathematics, science, engineering	1. Technical core	1. Mathematics 2. Physics 3. Chemistry 7. Mechanics 8. Materials
(b) Experiments	2. Experiments	13. Experiments
(c) Design	3. Design	12. Design 16. Sustainability
	3. Design	15. Risk/uncertainty
(d) Multidisciplinary teams	4. Multidisciplinary teams	25. Teamwork
(e) Engineering problems	5. Engineering Problems	11. Engineering problem recognition and problem solving
(f) Professional and ethical responsibility	6. Professional and ethical Standards	22. Professional and ethical responsibility
(g) Communication	7. Communication	19. Communication
(h) Impact of engineering	8. Impact of engineering	14. Contemporary issues and their relationship to engineering
	8. Impact of engineering	20. History and heritage
(i) Life-long learning	9. Life-long learning	27. Life-long learning
(j) Contemporary issues	10. Contemporary issues	14. Contemporary issues and their relationship to engineering 21. Globalization
(k) Engineering tools	11. Engineering tools	10. Engineering tools
	12. Specialized area of civil Engineering	18. Technical specialization
Civil engineering EAC Program Criteria	13. Project management, construction, and asset management	17. Project management
	14. Business and public Policy	23. Public policy 24. Business and public administration
Civil engineering EAC Program Criteria	15. Leadership	26. Leadership 28. Attitudes
		4. Breadth in basic science
ABET/EAC Criterion 4 <sup>b</sup>	ABET/EAC Criterion 4	5. Humanities 6. Social sciences
Civil engineering EAC Program Criteria	Civil engineering EAC Program Criteria	9. Breadth in civil engineering areas

a) Short names<sup>160</sup>

b) General education component

c) Short names from BOK1 report,<sup>101</sup> Figure 5, page 53

d) Short names from this report, Table 1, page ?

5

1  
2  
3  
4

**Table H-2. From the BOK2 Outcomes to the ABET Program Criteria Outcomes**

(Note: A general relationship is illustrated, not one-to-one mapping)

<b>BOK2 Outcomes<sup>a</sup></b>	<b>BOK1 Outcomes<sup>b</sup></b>	<b>ABET Outcomes<sup>c</sup></b>
1. Mathematics	1. Technical core	(a) Mathematics, science, Engineering
2. Physics	1. Technical core	(a) Mathematics, science, Engineering
3. Chemistry	1. Technical core	(a) Mathematics, science, Engineering
4. Breadth in basic science		
5. Humanities	ABET/EAC Criterion 4	ABET/EAC Criterion 4 <sup>d</sup>
6. Social sciences		
7. Mechanics	1. Technical core	(a) Mathematics, science, Engineering
8. Materials	1. Technical core	(a) Mathematics, science, engineering
9. Breadth in civil engineering areas	Civil Engineering EAC Program Criteria	Civil Engineering EAC Program Criteria
10. Engineering tools	11. Engineering tools	(k) Engineering tools
11. Engineering problem recognition and problem solving	5. Engineering problems	(e) Engineering problems
12. Design	3. Design	(c) Design
13. Experiments	2. Experiments	(b) Experiments
14. Contemporary issues and their relationship to engineering	8. Impact of Engineering 10. Contemporary issues	(h) Impact of engineering (j) Contemporary issues
15. Risk/uncertainty	3. Design	
16. Sustainability	3. Design	(c) Design
17. Project management	13. Project management, construction, and asset management	Civil Engineering EAC Program Criteria
18. Technical specialization	12. Specialized area of civil engineering	
19. Communication	7. Communication	(g) Communication
20. History and heritage	8. Impact of Engineering	
21. Globalization	10. Contemporary issues	(j) Contemporary issues
22. Professional and ethical responsibility	6. Professional and ethical standards	(f) Professional and ethical responsibility
23. Public policy		
24. Business and public administration	14. Business and public policy	
25. Teamwork	4. Multidisciplinary teams	(d) Multidisciplinary teams
26. Leadership	15. Leadership	Civil Engineering EAC Program Criteria
27. Life-long learning	9. Life-long learning	(i) Life-long learning
28. Attitudes	15. Leadership	

a) Short names from this report, Table 1, page ?

b) Short names from BOK1 report,<sup>101</sup> Figure 5, page 53

c) Short names<sup>160</sup>

d) General education component

5  
6

## APPENDIX I


### Body of Knowledge Outcome Rubric

Building on the recommendations of the Levels of Achievement Subcommittee,<sup>109</sup> the BOK2 Committee developed the outcome rubric.<sup>129</sup> The rubric communicates the following BOK characteristics:

- The 28 outcomes, categorized as foundational, technical, and professional and, within each category, organized in approximate pedagogical order.
- The level of achievement that an individual must demonstrate for each outcome to enter the practice of civil engineering at the professional level.
- For each outcome, the portion to be fulfilled through the Bachelor's degree, the portion to be fulfilled through the Master's degree or equivalent, and the portion to be fulfilled through pre-licensure experience.

#### KEY:

<b>B</b>	Portion of the Body of Knowledge fulfilled through the Bachelor's degree.
<b>M/30</b>	Portion of the Body of Knowledge fulfilled through the Master's degree or the equivalent.
<b>E</b>	Portion of the Body of Knowledge fulfilled through pre-licensure experience.
	Achievement levels beyond minimums needed to enter professional practice.

Outcome title	Level of cognitive achievement					
	1 Knowledge	2 Comprehension	3 Application	4 Analysis	5 Synthesis	6 Evaluation
 <b>To enter the practice of civil engineering at the professional level, an individual must be able to demonstrate this level of achievement</b>						
<b>F o u n d a t i o n a l   O u t c o m e s</b>						
<b>1 Mathematics</b>	<i>Define</i> key factual information related to mathematics through differential equations.  (B)	<i>Explain</i> key concepts and problem-solving processes in mathematics through differential equations.  (B)	<i>Solve</i> problems in mathematics through differential equations and <i>apply</i> this knowledge to the solution of engineering problems.  (B)	<i>Analyze</i> a complex problem to determine the relevant mathematical principles and then apply that knowledge to solve the problem.	<i>Create</i> new knowledge in mathematics.	<i>Evaluate</i> the validity of newly-created knowledge in mathematics.
<b>2 Physics</b>	<i>Define</i> key factual information related to calculus-based physics.  (B)	<i>Explain</i> key concepts and problem-solving processes in calculus-based physics.  (B)	<i>Solve</i> problems in calculus-based physics and <i>apply</i> this knowledge to the solution of engineering problems.  (B)	<i>Analyze</i> a complex problem to determine the relevant physics principles and then apply that knowledge to solve the problem.	<i>Create</i> new knowledge in physics.	<i>Evaluate</i> the validity of newly-created knowledge in physics.
<b>3 Chemistry</b>	<i>Define</i> key factual information related to chemistry.  (B)	<i>Explain</i> key concepts and problem-solving processes in chemistry.  (B)	<i>Use</i> knowledge of chemistry to <i>solve</i> problems appropriate to civil engineering.  (B)	<i>Analyze</i> a complex problem to determine the relevant chemical principles and then apply that knowledge to solve the problem.	<i>Create</i> new knowledge in chemistry.	<i>Evaluate</i> the validity of newly-created knowledge in chemistry.

Outcome title	Level of cognitive achievement					
	1 Knowledge	2 Comprehension	3 Application	4 Analysis	5 Synthesis	6 Evaluation
<b>4 Breadth in basic science</b>	<i>Define</i> key factual information related to a basic area of science other than mathematics, physics, and chemistry.  (B)	<i>Explain</i> key concepts and problem-solving processes in a basic area of science other than mathematics, physics, and chemistry.  (B)	<i>Use</i> knowledge of an area of science other than mathematics, physics, and chemistry to <i>solve</i> problems.  (B)	<i>Analyze</i> a complex problem to determine the relevant principles in a basic area of science other than mathematics, physics, and chemistry, and then apply that knowledge to solve the problem.	<i>Create</i> new knowledge in a basic area of science other than mathematics, physics, and chemistry.	<i>Evaluate</i> the validity of newly-created knowledge in a basic area of science other than mathematics, physics, and chemistry.
<b>5 Humanities</b>	<i>Define</i> key factual information from at least two areas in the humanities.  (B)	<i>Explain</i> key concepts from at least one area of the humanities and their relationship to civil engineering problems and solutions.  (B)	<i>Formulate</i> applicable criteria grounded in the humanities and <i>use</i> them in the development of a solution to engineering problems appropriate to civil engineering.  (B)	<i>Analyze</i> a complex problem to determine the governing principles from the humanities and then apply that knowledge in the development of a solution to the problem.	<i>Create</i> new knowledge in humanities.	<i>Evaluate</i> the validity of newly-created knowledge in humanities.
<b>6 Social Sciences</b>	<i>Define</i> key factual information from at least two areas of social sciences.  (B)	<i>Explain</i> key concepts from at least one area of the social sciences and their relationship to civil engineering problems and solutions.  (B)	<i>Formulate</i> criteria from the domain of social sciences and <i>use</i> them in the development of solutions to engineering problems appropriate to civil engineering.  (B)	<i>Analyze</i> a complex problem to determine the governing principles from the humanities and then apply that knowledge in the development of a solution to the problem.	<i>Create</i> new knowledge in social sciences.	<i>Evaluate</i> the validity of newly-created knowledge in social sciences.

Outcome title	Level of cognitive achievement					
	1 Knowledge	2 Comprehension	3 Application	4 Analysis	5 Synthesis	6 Evaluation
<b>T e c h n i c a l   O u t c o m e s</b>						
<b>7 Mechanics</b>	<i>Define</i> key factual information related to a solid and fluid mechanics.  (B)	<i>Explain</i> key concepts and problem-solving processes in a solid and fluid mechanics.  (B)	<i>Solve</i> problems in solid and fluid mechanics.  (B)	<i>Analyze</i> and solve problems in solid and fluid mechanics.  (B)	<i>Create</i> new knowledge in mechanics.	<i>Evaluate</i> the validity of newly-created knowledge in mechanics.
<b>8 Materials</b>	<i>Define</i> key factual information related to materials science within the context of civil engineering.  (B)	<i>Explain</i> key concepts and problem-solving processes in materials science within the context of civil engineering.  (B)	<i>Use</i> knowledge of materials science to <i>solve</i> problems appropriate to civil engineering.  (B)	<i>Analyze</i> a complex problem to determine the relevant materials science principles, and then apply that knowledge to solve the problem.	<i>Create</i> new knowledge in materials science.	<i>Evaluate</i> the validity of newly-created knowledge in materials science.
<b>9 Breadth in civil engineering areas</b>	<i>Define</i> key factual information related to at least four technical areas appropriate to civil engineering.  (B)	<i>Explain</i> key concepts and problem-solving processes in at least four technical areas appropriate to civil engineering.  (B)	<i>Solve</i> problems in or across at least four technical areas appropriate to civil engineering.  (B)	<i>Analyze</i> and solve well-defined engineering problems in at least four technical areas appropriate to civil engineering.  (B)	<i>Create</i> new knowledge that spans more than one technical area appropriate to civil engineering.	<i>Evaluate</i> the validity of newly-created knowledge that spans more than one technical area appropriate to civil engineering.
<b>10 Engineering tools</b>	<i>List</i> the techniques, skills, and modern engineering tools that are necessary for engineering practice.  (B)	<i>Explain</i> how these techniques, skills, and modern engineering tools are used in engineering practice.  (B)	<i>Apply</i> relevant techniques, skills, and modern engineering tools to solve problems.  (B)	<i>Select and organize</i> relevant techniques, skills, and modern engineering tools to solve a well-defined problem.  (M/30)	<i>Derive</i> a methodology of techniques, skills, and tools to solve ill-defined problems.	<i>Evaluate</i> the effectiveness of techniques, skills, and tools that have been developed to solve ill-defined problems.

Outcome title	Level of cognitive achievement					
	1 Knowledge	2 Comprehension	3 Application	4 Analysis	5 Synthesis	6 Evaluation
<b>11 Engineering problem recognition and problem solving</b>	<i>List</i> key factual information related to the engineering problem recognition and problem solving processes.  (B)	<i>Explain</i> key concepts related to problem recognition, problem articulation and problem-solving processes appropriate to civil engineering.  (B)	<i>Develop</i> a problem statement and <i>solve</i> well-defined fundamental engineering problems appropriate to civil engineering.  (B)	<i>Analyze</i> and solve an ill-defined engineering problem appropriate to civil engineering.  (M/30)	<i>Formulate</i> and solve an ill-defined engineering problem, and <i>synthesize</i> the solution into a broader context that may include public policy, social impact, or business objectives.	<i>Compare</i> the initial and final problem statements and <i>evaluate</i> the effectiveness of the solution.
<b>12 Design</b>	<i>Define</i> engineering design; <i>list</i> the major steps in the engineering design process; and <i>list</i> constraints that affect the process and products of engineering design.  (B)	<i>Describe</i> the engineering design process; <i>explain</i> how real-world constraints affect the process and products of engineering design.  (B)	<i>Apply</i> the design process to meet a well-defined set of requirements and constraints.  (B)	<i>Analyze</i> a system or process to determine requirements and constraints.  (B)	<i>Design</i> a system or process to meet desired needs within realistic constraints such as economic, environmental, social, political, ethical, health and safety, constructability, and sustainability.  (B)	<i>Evaluate</i> the design of a complex system, component, or process and <i>assess</i> compliance with customary standards of practice, client's needs, and relevant constraints.  (E)

Outcome title	Level of cognitive achievement					
	1 Knowledge	2 Comprehension	3 Application	4 Analysis	5 Synthesis	6 Evaluation
13 Experiments	<i>Identify</i> the procedures and equipment necessary to conduct civil engineering experiments in more than one of the technical areas of civil engineering.  (B)	<i>Explain</i> the purpose, procedures, equipment, and practical applications of experiments spanning more than one of the technical areas of civil engineering.  (B)	<i>Conduct</i> experiments in one or across more than one of the technical areas of civil engineering according to established procedures and <i>report</i> the results.  (B)	<i>Analyze</i> the results of experiments and evaluate the accuracy of the results within the known boundaries of the tests and materials in or across more than one of the technical areas of civil engineering.  (B)	<i>Specify</i> an experiment to meet a need, conduct the experiment, and analyze and <i>explain</i> the resulting data.  (M/30)	<i>Evaluate</i> the effectiveness of a designed experiment in meeting an ill-defined real-world need.
14 Contemporary issues and their relationship to engineering	<i>Recognize</i> contemporary issues and <i>list</i> the potential economic, environmental, political, and societal impacts of engineering solutions.  (B)	<i>Explain</i> the relationship of engineering to critical contemporary issues including economic, environmental, political, and societal impacts.  (B)	<i>Show</i> the relationship of engineering to critical contemporary and emerging issues including economic, environmental, political, and societal impacts.  (B)	<i>Analyze, compare</i> and <i>contrast</i> the economic, environmental, political, and societal impacts of engineering.  (E)	<i>Synthesize</i> the economic, environmental, political, and societal impacts of engineering and <i>relate</i> the impacts to contemporary and emerging issues.	<i>Evaluate</i> the impacts of engineering in the context of contemporary and emerging issues.
15 Risk/ uncertainty	<i>Recognize</i> uncertainties in data and knowledge and <i>list</i> those relevant to engineering design.  (B)	<i>Distinguish</i> between uncertainties that are data-based and those that are knowledge-based and <i>explain</i> the significance of those uncertainties on the performance and safety of an engineering system.  (B)	<i>Apply</i> the principles of probability and statistics to <i>solve</i> problems containing uncertainties.  (B)	<i>Analyze</i> the loading and capacity, and the effects of their respective uncertainties, for a well-defined design and <i>illustrate</i> the underlying probability of failure (or non-performance) for a specified failure mode.  (E)	<i>Develop</i> criteria (such as required safety factors) for the ill-defined design of an engineered system within an acceptable risk measure.	<i>Appraise</i> a multi-component system and <i>evaluate</i> its quantitative risk measure taking into account the occurrence probability of an adverse event and its potential consequences caused by failure.



Outcome title	Level of cognitive achievement					
	1 Knowledge	2 Comprehension	3 Application	4 Analysis	5 Synthesis	6 Evaluation
<b>16 Sustainability</b>	<i>Define</i> key aspects of sustainability relative to engineering phenomena, society at large, and its dependence on natural resources; and relative to the ethical obligation of the professional engineer.  (B)	<i>Explain</i> key properties of sustainability, and their scientific bases, as they pertain to engineered works and services.  (B)	<i>Apply</i> the principles of sustainability to the design of traditional and emergent engineering systems.  (B)	<i>Analyze</i> systems of engineered works, whether traditional or emergent, for sustainable performance.  (E)	<i>Design</i> a complex system, process, or project to perform sustainably. <i>Develop</i> new, more sustainable technology. <i>Create</i> new knowledge or forms of analysis in areas where scientific knowledge limits sustainable design.	<i>Evaluate</i> the sustainability of complex systems, whether proposed or existing.
<b>17 Project management</b>	<i>List</i> key management principles.  (B)	<i>Explain</i> what a project is and the key aspects of project management.  (B)	<i>Develop</i> solutions to well-defined project management problems.  (B)	<i>Formulate</i> documents to be incorporated into the project management plan.  (E)	<i>Create</i> project management plans.	<i>Evaluate</i> the effectiveness of a management plan for a project.
<b>18 Technical specialization</b>	<i>Define</i> key aspects of advanced technical specialization appropriate to civil engineering.  (B)	<i>Explain</i> key concepts and problem-solving processes in a traditional or emerging specialized technical area appropriate to civil engineering.  (M/30)	<i>Apply</i> specialized tools, technology or technologies to <i>solve</i> simple problems in a traditional or emerging specialized technical area of civil engineering.  (M/30)	<i>Analyze</i> a complex system or process in a traditional or emerging specialized technical area appropriate to civil engineering.  (M/30)	<i>Design</i> a complex system or process or <i>create</i> new knowledge or technologies in a traditional or emerging specialized technical area appropriate to civil engineering.  (M/30)	<i>Evaluate</i> the design of a complex system or process, or <i>evaluate</i> the validity of newly-created knowledge or technologies in a traditional or emerging advanced specialized technical area appropriate to civil engineering.  (E)

Outcome title	Level of cognitive achievement					
	1 Knowledge	2 Comprehension	3 Application	4 Analysis	5 Synthesis	6 Evaluation
<b>P r o f e s s i o n a l   O u t c o m e s</b>						
<b>19 Communication</b>	<i>List</i> the characteristics of effective verbal, written, virtual, and graphical communications.  (B)	<i>Describe</i> the characteristics of effective verbal, written, virtual, and graphical communications.  (B)	<i>Apply</i> the rules of grammar and composition in verbal and written communications, properly cite sources, and <i>use</i> appropriate graphical standards in preparing engineering drawings.  (B)	<i>Organize and deliver</i> effective verbal, written, virtual, and graphical communications.  (B)	<i>Plan, compose, and integrate</i> the verbal, written, virtual, and graphical communication of a project to technical and non-technical audiences.  (E)	<i>Evaluate</i> the effectiveness of the integrated verbal, written, virtual, and graphical communication of a project to technical and non-technical audiences.
<b>20 History and heritage</b>	<i>Recognize</i> significant individuals, events, and landmark projects in civil engineering history.  (B)	<i>Explain</i> contributions of significant individuals, events, and developments that occurred in the history of civil engineering and the impact they have on the profession.  (B)	<i>Generalize</i> significant events and developments in the history of civil engineering and <i>document</i> their impact on society.	<i>Distinguish</i> significant events and developments in the history of civil engineering and their impact on society and use these analyses to <i>formulate</i> new designs that improve today's society, environment, and the economy.	<i>Construct</i> new analyses of significant events and developments in the history of civil engineering and their impact on society, environment, and the economy.	<i>Recommend</i> engineering solutions based on historical impacts on society, environment, and the economics and <i>interpret</i> events and developments in the history of civil engineering and their impact on society.

Outcome title	Level of cognitive achievement					
	1 Knowledge	2 Comprehension	3 Application	4 Analysis	5 Synthesis	6 Evaluation
<b>21 Globalization</b>	<i>Describe</i> globalization processes and their impact on professional practice across cultures, languages, or countries.  (B)	<i>Explain</i> global issues related to professional practice, infrastructure, environment, and service populations (as they arise across cultures, languages, or countries).  (B)	<i>Organize, formulate, and solve</i> an engineering problem in a global context.  (B)	<i>Analyze</i> engineering works and services delivered in a global context.  (B)	<i>Develop</i> criteria and guidelines to address global issues.	<i>Evaluate</i> different criteria and guidelines in addressing global issues.
<b>22 Professional and ethical responsibility</b>	<i>List</i> the professional and ethical responsibilities of a civil engineer.  (B)	<i>Explain</i> the professional and ethical responsibilities of a civil engineer.  (B)	<i>Apply</i> standards of professional and ethical responsibility to determine an appropriate course of action.  (B)	<i>Analyze</i> a situation involving multiple conflicting professional and ethical interests to determine an appropriate course of action.  (B)	<i>Synthesize</i> studies and experiences to foster professional and ethical conduct.  (E)	<i>Justify</i> a solution to an engineering problem based on professional and ethical standards and <i>assess</i> personal professional and ethical development.  (E)
<b>23 Public policy</b>	<i>Describe</i> key factual information related to public policy.  (B)	<i>Discuss and explain</i> key concepts and processes involved in public policy.  (B)	<i>Apply</i> public policy process techniques to simple public policy problems related to civil engineering works.  (E)	<i>Analyze</i> real-world public policy problems on civil engineering projects.	<i>Develop</i> public policy recommendations, and <i>create</i> or <i>adapt</i> a system to a real-world situation on civil engineering work programs.	<i>Evaluate</i> the effectiveness of a public policy in a complex, real-world situation associated with large scale civil engineering initiatives.
<b>24 Business and public administration</b>	<i>List</i> key factual information related to business and public administration.  (B)	<i>Explain</i> key concepts and problem-solving processes used in business and public administration.  (B)	<i>Apply</i> business and public administration concepts and problem-solving processes.  (E)	<i>Analyze</i> real-world problems involving business or public administration.	<i>Create</i> or <i>adapt</i> a system of business or public administration to meet a real-world need.	<i>Evaluate</i> a system of business or public administration in a complex, real-world situation.

Editor's Note: Outcome 21, Level 4 is different than in the corresponding explanation in Appendix J. Need to resolve. Must be identical.

Outcome title	Level of cognitive achievement					
	1 Knowledge	2 Comprehension	3 Application	4 Analysis	5 Synthesis	6 Evaluation
<b>25 Teamwork</b>	<i>Define</i> and <i>list</i> the key characteristics of an effective intra-disciplinary, and multi-disciplinary teams.  (B)	<i>Explain</i> the factors affecting the ability of intra-disciplinary, and multi-disciplinary teams to function effectively.  (B)	<i>Function</i> effectively as a member of an intra-disciplinary team.  (B)	<i>Function</i> effectively as a member of a multi-disciplinary team.  (E)	<i>Organize</i> an intra-disciplinary or multi-disciplinary team.	<i>Evaluate</i> the composition, organization, and performance of an intra-disciplinary, or multi-disciplinary team.
<b>26 Leadership</b>	<i>Define</i> leadership and the role of a leader; <i>list</i> leadership principles and attitudes.  (B)	<i>Explain</i> the role of a leader and leadership principles, and attitudes.  (B)	<i>Apply</i> leadership principles to direct the efforts of a small, homogenous group.  (B)	<i>Organize</i> and <i>direct</i> the efforts of a group.  (E)	<i>Create</i> a new organization to accomplish a complex task.	<i>Evaluate</i> the leadership of an organization.
<b>27 Life-long learning</b>	<i>Define</i> life-long learning.  (B)	<i>Explain</i> the need for life-long learning and <i>describe</i> the skills required of a life-long learner.  (B)	<i>Demonstrate</i> the ability for self-directed learning.  (B)	<i>Identify</i> additional knowledge, skills, and attitudes appropriate for professional practice.  (E)	<i>Plan</i> and <i>execute</i> the acquisition of required expertise appropriate for professional practice.  (E)	<i>Self-assess</i> learning processes and <i>evaluate</i> those processes in light of competing and complex real-world alternatives.
<b>28 Attitudes</b>	<i>List</i> attitudes supportive of the professional practice of civil engineering.  (B)	<i>Explain</i> attitudes supportive of the professional practice of civil engineering.  (B)	<i>Demonstrate</i> attitudes supportive of the professional practice of civil engineering.  (E)	<i>Analyze</i> a complex task to determine which attitudes are most conducive to its effective accomplishment.	<i>Create</i> an organizational structure that maintains/fosters the development of attitudes conducive to task accomplishment.	<i>Evaluate</i> the attitudes of key members of an organization and <i>assess</i> the effect of their attitudes on task accomplishment.

## APPENDIX J

# Explanations for Outcomes

### Introduction

The BOK2 Committee created the following explanations for each of the 28 outcomes. These explanations are designed to help faculty who teach aspiring civil engineers and practitioners who supervise, coach, or mentor pre-licensure civil engineers. The explanations will also aid civil engineering students and civil engineering interns, that is, individuals who are preparing for entry into the professional practice of civil engineering. To reiterate, explanations are to be helpful—they are not prescriptive. Outcomes paired with explanations provide what the Committee views as a desirable deliverable for stakeholders; Bloom-based outcomes relying on active verbs, with each outcome supported by a descriptive and illustrative explanation.

Outcomes are viewed as being applicable over a long period (e.g., years). In contrast, some illustrative topics mentioned in the explanations will be ephemeral, requiring modification in response to stakeholder needs, technological advances, and other changes.

The format used for the explanations enable the reader to readily move from one outcome to another because there are only one or two outcomes per page and the page formats are identical. The format for each explanation begins with an Overview section that presents the rationale for the outcome and defines terms, as needed.

The Overview section is followed by a section, denoted by “B,” that states the minimum level of achievement to be fulfilled through the Bachelor’s degree. The level of achievement is taken directly from the rubric. An L1, L2, L3, L4, L5, or L6 is included to reiterate, respectively, the following Bloom level of achievement that is to be accomplished: Knowledge, Comprehension, Application, Analysis, Synthesis, and Evaluation. The “B” section goes on to offer ideas on curricular and, in some cases, co – and extra-curricular ways to enable the aspiring civil engineer to reach the required levels of achievement.

As appropriate for the outcome, the “B” section is followed by an “M/30” (Master’s degree or equivalent) and/or an “E” (Experience) section. As with the “B” section, these sections offer ideas on how an individual, within his or her courses or during his or her pre-licensure experience, can attain the necessary minimum levels of achievement.



# **Foundational Outcomes**

## Outcome 1: Mathematics

**Overview:** Mathematics deals with the science of structure, order, and relation that has evolved from counting, measuring, and describing the shapes of objects. It uses logical reasoning and quantitative calculation. Since the 17th century, mathematics has been an indispensable adjunct to the physical sciences and technology, and is considered the underlying language of science. The principal branches of mathematics relevant to civil engineering are algebra, analysis, arithmetic, geometry, calculus, numerical analysis, optimization, probability, set theory, statistics, and trigonometry.

All areas of civil engineering rely on mathematics for performing quantitative analysis of engineering systems. A technical core of knowledge and breadth of coverage in mathematics, and the ability to apply it to solve engineering problems, are essential for civil engineers.

**B: Solve problems in mathematics through differential equations and apply this knowledge to the solution of engineering problems. (L3)** The mathematics required for civil engineering practice must be learned at the undergraduate level and should prepare students for subsequent courses in engineering curricula.

## Outcome 2: Physics

**Overview:** Physics is concerned with understanding the structure of the natural world and explaining natural phenomena in a fundamental way in terms of elementary principles and laws. The most basic parts of physics are mechanics and field theory. Mechanics is concerned with the equilibrium and motion of particles or bodies under the action of given forces. The physics of fields encompasses the origin, nature, and properties of gravitational, electromagnetic, nuclear, and other force fields. Taken together, mechanics and field theory constitute the most fundamental approach to an understanding of natural phenomena which science offers. Physics is characterized by accurate instrumentation, precision of measurement, and the expression of its results in mathematical terms.

Many areas of civil engineering rely on physics for understanding the underlying governing principles and for obtaining solutions to problems. A technical core of knowledge and breadth of coverage in physics, and the ability to apply it to solve engineering problems, are essential for civil engineers.

**B: Solve problems in calculus-based physics and apply this knowledge to the solution of engineering problems. (L3)** The physics required for civil engineering practice must be learned at the undergraduate level and should prepare students for subsequent courses in engineering curricula.



### Outcome 3: Chemistry

**Overview:** Chemistry is the science that deals with the properties, composition, and structure of substances (elements and compounds), the reactions and transformations they undergo, and the energy released or absorbed during those processes. Chemistry is concerned with atoms as building blocks, with everything in the material world, and with all living things. Branches of chemistry include inorganic, organic, physical, and analytical chemistry; biochemistry; electrochemistry; and geochemistry.

Some areas of civil engineering, especially environmental engineering and construction materials, rely on chemistry for explaining phenomena and obtaining solutions to problems. A technical core of knowledge and breadth of coverage in chemistry is necessary for individuals to solve related problems in civil and environmental engineering.

**B: Use knowledge of chemistry to solve problems appropriate to civil engineering. (L3)**

The chemistry required for civil engineering practice must be learned at the undergraduate level and should prepare students for subsequent courses in engineering curricula.

### Outcome 4: Breadth in Basic Science

**Overview:** Underlying the professional role of the civil engineer as the master integrator and technical leader is a firm foundation in the basic sciences. Additional breadth in basic sciences such as biology, ecology, geology/geomorphology, etc. is required to prepare the civil engineer of the future. Increased exposure to or emphasis on biological systems, ecology, sustainability, and nanotechnology is expected to occur in the 21st century. Civil engineers should have the basic scientific literacy that will allow them to be conversant with technical issues pertaining to environmental systems, public health and safety, durability of construction materials, and other such subjects. A technical core of knowledge and breadth of coverage in an area of science other than mathematics, physics and chemistry is required to prepare future civil engineers.

**B: Use knowledge of an area of science other than mathematics, physics, and chemistry, to solve problems. (L3)**

The breadth in science is best learned at the undergraduate level and should prepare students for subsequent courses in engineering curricula.

## Outcome 5: Humanities\*

**Overview:** To be effective, professional civil engineers must be critical thinkers with the ability to raise vital questions and problems, formulate them clearly, appropriately gather and assess relevant information, use abstract ideas to interpret the information effectively, and come to well-reasoned conclusions and solutions, testing them against relevant criteria and standards. Professional civil engineers must think open-mindedly within alternative systems of thought, recognizing and assessing, as necessary, the assumptions, implications, and practical consequences. They must be informed by not only mathematics and natural sciences but the humanities, the disciplines that study the human aspects of the world such as philosophy, history, literature, visual arts, performing arts, language, and religion. This outcome is intended to guide students to make connections between their technical education and their education in the humanities.

The formal education process sets the stage for professional achievement. In practice, our profession involves varying degrees of integration of humanities such as ethical, aesthetic, and historical factors. Engineers must be able to recognize and incorporate these human factors into the development and evaluation of solutions to engineering and societal problems. Continued development of professional competence must come from life-long learning, mentorship from senior engineers and practical experience, and involvement with the local community, grounded on a firm foundation in and a recognition of the importance of the humanities.

**B: *Formulate* applicable criteria grounded in the humanities and *use* them in the development of a solution to engineering problems appropriate to civil engineering.**

**(L3)** The formal education process at the undergraduate level must include an introduction to humanities in order for the student to develop an appreciation of their importance in developing engineering solutions. All students cannot study all of the humanities; rather, students first must be able to recognize and identify factual information from two areas of humanities. Students should be able to explain concepts in at least one area of humanities in order for them to indicate how this can inform and impact their engineering decisions.

Students should be able to apply their knowledge of humanities by using them in the development of a solution to engineering problems appropriate to civil engineering. Examples of opportunities to demonstrate this ability include incorporating application of philosophy in engineering ethics, visual arts in the aesthetics of structures, language in the globalization of engineering, and history in the study of the past accomplishments of society through civil engineering. For example, humanities issues can be raised and assessed in civil engineering courses such as transportation and environmental engineering and in a capstone design course.

\*See Appendix K for additional ideas and information about the humanities.

## Outcome 6: Social Sciences\*

**Overview:** Engineering services are delivered to society through social mechanisms and institutions. The social sciences are the systematic study of these social phenomena; example disciplines include economics, political science, sociology, and psychology. Note that some studies in history can be categorized as social sciences. Professional civil engineers must work within a social framework; understanding it is foundational to effective professionalism, alongside the three other foundational areas (i.e., mathematics, science, humanities). This outcome is intended to guide students to make connections between their technical education and their education in the social sciences.

The formal education process sets the stage for individuals to become effective professionals. In practice, virtually all projects and design work involve varying degrees of integration of social sciences knowledge, such as economic and socio-political aspects. Engineers must be able to recognize and incorporate these considerations into the development of solutions to engineering problems. Continued development of professional competence must come from life-long learning, mentorship from senior engineers, and practical experience, all grounded on a firm foundation in and a recognition of the importance of the social sciences.

**B: *Formulate* criteria from the domain of social sciences and *use* them in the development of solutions to engineering problems appropriate to civil engineering.**

**(L3)** The formal education process at the undergraduate level must include an introduction to social sciences in order for the student to develop an appreciation of their importance in the development of engineering solutions. All students cannot master all of the social sciences; rather, students first must be able to recognize and identify factual information from two areas of social science. Students should be able to explain the concepts in at least one area of social science in order for them to indicate how this area of social science can inform their engineering decisions.

Students should be able to apply their knowledge of social sciences by formulating applicable social criteria and using the criteria in the development of a solution to fundamental engineering problems appropriate to civil engineering. Examples of knowledge from social sciences that might be applied in engineering include economic, safety, and security considerations. Examples of opportunities to demonstrate this ability includes incorporating application of social sciences in civil engineering courses such as transportation, environmental engineering, and in a capstone design course.

\*See Appendix K for additional ideas and information about the social sciences.

# **Technical Outcomes**

## Outcome 7: Mechanics

**Overview:** In its original sense, mechanics refers to the study of the behavior of systems under the action of forces. Mechanics is subdivided according to the types of systems and phenomena involved. An important distinction is based on the size of the system. The Newtonian laws of classical mechanics can adequately describe those systems that are large enough, including those encountered in most civil engineering areas. On the other hand, the concepts and mathematical methods of quantum mechanics must be employed to describe the behavior of microscopic systems such as molecules, atoms, and nuclei. Mechanics may also be classified as nonrelativistic or relativistic, the latter applying to systems with material velocities comparable to the velocity of light. This distinction pertains to both classical and quantum mechanics. Finally, statistical mechanics uses the methods of statistics for both classical and quantum systems containing very large numbers of similar subsystems to obtain their large-scale properties.

Mechanics in civil engineering encompasses the mechanics of continuous and particulate solids subjected to load, and the mechanics of fluid flow through pipes, channels and porous media. Areas of civil engineering that rely heavily on mechanics are structural engineering, geotechnical engineering, pavement engineering, and water resource systems.

A technical core of knowledge and breadth of coverage in solid and fluid mechanics, and the ability to apply it to solve engineering problems, are essential for civil engineers.

**B: Analyze and solve problems in solid and fluid mechanics. (L4)** The mechanics required for civil engineering practice must be learned at the undergraduate level and should prepare students for subsequent courses in engineering curricula.

## Outcome 8: Materials

**Overview:** Civil engineering includes elements of materials science. Construction materials with broad applications in civil engineering include ceramics such as Portland cement concrete and hot mix asphalt concrete, metals such as steel and aluminum, and polymers and fibers. An understanding of materials science also is required for the treatment of hazardous wastes utilizing membranes and filtration. Infrastructure often requires repair, rehabilitation, or replacement due to degradation of materials. The civil engineer is responsible for specifying appropriate materials. The civil engineer should have knowledge of how materials systems interact with the environment so that durable materials that can withstand aggressive environments can be specified as needed. This includes the understanding of materials at the macroscopic and microscopic levels.

A technical core of knowledge and breadth of coverage in materials science appropriate to civil engineering is necessary for individuals to solve a variety of civil engineering problems.

**B: Use knowledge of materials science to solve problems appropriate to civil engineering. (L3)** The materials science required for civil engineering practice must be learned at the undergraduate level and should prepare students for subsequent courses in engineering curricula.

## **Outcome 9: Breadth in Civil Engineering Areas**

**Overview:** The ability to identify engineering problems, formulate alternatives, and recommend feasible solutions is a critically important aspect of the professional responsibilities of a civil engineer. Civil engineering is an inherently broad field encompassing a wide array of technical areas that contribute to infrastructure, public health, and safety. Most civil engineering problems draw upon ideas, concepts, and principles from across the discipline. Thus, professional civil engineers must possess technical breadth, with strong problem-solving ability in multiple technical areas of the civil engineering discipline. Traditional technical areas appropriate to civil engineering include construction engineering, environmental engineering, geotechnical engineering, surveying, structural engineering, transportation engineering, and water resources. Non-traditional areas may include engineering and science knowledge areas appropriate to an interdisciplinary approach to the solution of civil engineering problems.

Knowledge and breadth of coverage in at least four technical areas appropriate to civil engineering is necessary for individuals to solve a variety of civil engineering problems. Possessing this breadth will enable individuals to function on intra-disciplinary teams to design civil engineering projects, and allow the individual to integrate knowledge from multiple areas to work in secondary, advanced, and/or emerging technologies.

**B: *Analyze and solve well-defined engineering problems in at least four technical areas appropriate to civil engineering.* (L4)** The breadth in technical areas must be obtained at the undergraduate level and should prepare students for subsequent courses in engineering curricula.

## Outcome 10: Engineering Tools

**Overview:** This outcome requires the ability to use techniques, skills, and modern engineering tools necessary for engineering practice. This includes the role and use of appropriate information technology, contemporary analysis and design methods, and applicable design codes and standards as practical problem-solving tools to complement knowledge of fundamental concepts. Also included is the ability to select the appropriate tools for solving different types and levels of problems and as a method to promote or increase the future learning ability of the individual. In this regard, the engineering tools should not only be problem solving tools, they can also be tools for learning.

**B: *Apply relevant techniques, skills, and modern engineering tools to solve problems.*** (L3) These engineering tools are taught within or in support of fundamental engineering technology coursework. These tools can be as simple as geotechnical testing of materials and building codes, to as complex as sophisticated computer models. An understanding of the quality of the data obtained from or required for the engineering tools is necessary to define the capability and/or value of each tool. The individual should also attempt to understand the historical basis and objectives of applicable design codes and standards as they apply to the engineered design or system.

**M/30: *Select and organize relevant techniques, skills, and modern engineering tools to solve a well-defined problem.*** (L4) The engineering tools studied at this level (and above) shall be in specialized area of future professional practice. These tools usually require a sufficient fundamental knowledge of various technologies (i.e. technical breadth) in order to select and organize their use for problem solving or investigation into design problems. It is also important that the individual understand the limitations of the selected tools and/or computer model simulations to predicted real world results.

## **Outcome 11: Engineering Problem Recognition and Problem Solving**

**Overview:** The essence of civil engineering problem solving begins with identifying engineering problems, obtaining background knowledge, and understanding existing requirements and/or constraints. These initial steps are followed by assessing the situation, articulating the problem through technical communication (written and/or oral), formulating alternative solutions, and recommending feasible solutions.

The approach to problem solving should include a systems analysis, development of solutions, both routine and creative; and selection of the most appropriate solution, or solutions, using a combination of criteria employing critical thinking and desire to discover the most appropriate solution.

In order to prepare the future civil engineer to assume a critical role in society, the knowledge and skills included in this outcome should not be limited to those necessary to identify and solve existing problems, but extended to include those required to anticipate opportunities where knowledge and skills can be used for the common good.

**B: *Develop a problem statement and solve well-defined fundamental engineering problems appropriate to civil engineering.* (L3)** The individual should be familiar with factual information related to the engineering problem recognition and problem solving processes. Additionally individuals should be able to explain key concepts related to engineering problem recognition, problem articulation, and problem solving.

**M/30: *Analyze and solve an ill-defined engineering problem appropriate to civil engineering.* (L4)** An individual should be prepared to solve engineering problems with poorly-defined or incomplete parameters. These would require the individual to apply advanced level problem-solving knowledge and skills, acquired through post-baccalaureate education. Individuals at this level would be expected to use their knowledge and skills also to anticipate and identify problems and opportunities in systems/environments they happen to work with.



## Outcome 12: Design

**Overview:** Design is a creative and discovery process using iterative steps. Activities such as problem definition, analysis, design, performance prediction, implementation, observation, and testing are all parts of this process.

Design problems are often ill-defined. Therefore, defining the scope and design objectives and identifying the constraints governing a particular problem are essential to the design process. The design process is open-ended, with a number of likely correct solutions. Thus, successful design requires critical thinking, appreciation for uncertainties involved, and use of engineering judgment. Considerations such as risk assessment, societal and environmental impact, standards, codes, regulations, safety, security, sustainability, and constructability are integrated at different stages of the design process.

A breadth of technical knowledge in several recognized and/or emerging areas of the civil engineering discipline is necessary for understanding the relationship and interaction of different elements in a designed system or environment.

**B: *Design* a system or process to meet desired needs, within realistic constraints such as economic, environmental, social, political, ethical, health and safety, constructability, and sustainability. (L5)** The essence of engineering is the iterative process of designing, predicting performance, building, and testing.<sup>132</sup> The National Academy of Engineering recommends that this process be introduced to students from the “earliest stages of the curriculum, including the first year.”<sup>132</sup> Fostering creative knowledge in students prepares them to handle a future with increasing complexity that relies on a multi-disciplinary approach to problems.<sup>133</sup> The design component in the baccalaureate curriculum should involve both analysis and synthesis.

**E: *Evaluate* the design of a complex system, component, or process and *assess* compliance with customary standards of practice, client’s needs, and relevant constraints. (L6)** The post-baccalaureate design experience should include opportunities to employ all aspects of the design process, starting with problem definition, scope, design objective and including attention to standards, codes, economy, safety, constructability, and sustainability. Experience at this level should include interactions between planning, design, and construction and should take into account design life-cycle assessment. The role of peer and senior review and of the design verification process in ensuring successful design should be emphasized to individuals at this level.

## Outcome 13: Experiments

**Overview:** Experiment can be defined as:<sup>144</sup> “an operation or procedure carried out under controlled conditions in order to discover an unknown effect or law, to test or establish a hypothesis, or to illustrate a known law”.

Civil engineers frequently design and conduct field and laboratory studies, gather data, create numerical simulations and other models, and then analyze and interpret the results. The licensed civil engineer should be able to develop and conduct experiments and analyze results of experiments which may incorporate or span across more than one current and/or emerging technical area appropriate to civil engineering. Inquiry-based learning, with emphasis on the method of discovery, develops critical thinking skills necessary in learning the experimental process. Critical thinking also helps develop engineering judgment, necessary in interpreting and analyzing results of experiments.

**B: Analyze the results of experiments and evaluate the accuracy of the results within the known boundaries of the tests and materials in or across more than one of the technical areas of civil engineering. (L4)** Individuals should be familiar with the purpose, procedures, equipment, and practical applications of experiments spanning more than one of the technical areas of civil engineering. They should be able to conduct experiments, report results, analyze results in accordance with the applicable standards in or across more than one technical area. In this context, experiments may include field and laboratory studies, virtual experiments, and numerical simulations.

**M/30: Specify an experiment to meet a need, conduct the experiment, and analyze and explain the resulting data. (L5)** The post-baccalaureate experience related to experiments should prepare individuals to formulate, conduct, and analyze experiments based on a specific need. This will require in-depth familiarity with the need, as well as with the available and possible experimental tools. Individuals at this level would also be expected to be familiar with the limitations of the experimental methods they deal with. As at the baccalaureate level, experiments in this context may include field and laboratory studies, virtual experiments, and numerical simulations.

## **Outcome 14: Contemporary Issues and their Relationship to Engineering**

**Overview:** To be effective, professional civil engineers should appreciate the relationship of engineering to critical contemporary and emerging issues. Contemporary issues are those that happen or exist during the same time or period and include the multicultural globalization of engineering practice, raising the quality of life around the world, the growing diversity of society, and the technical, environmental, societal, political, legal, aesthetic, economic and financial implications of engineering projects. Emerging issues are those issues likely to evolve in the future. Since contemporary and emerging issues impact society and the professional practice, professional civil engineers should have the ability to creatively develop engineering solutions within the context of contemporary and emerging issues.

**B: *Show the relationship of engineering to critical contemporary and emerging issues including economic, environmental, political, and societal impacts. (L3)*** The formal education process at the undergraduate level must include an introduction to contemporary issues and how they relate to engineering. At first, students must be able to recognize and list the potential economic, environmental, political, and societal impacts of engineering. Students should then be able to explain the relationship of engineering to the critical issues. The humanities and social sciences breath required for engineers should serve to foster the development of these skills. Before graduation, students should be able to apply their knowledge of contemporary issues and be able to show relationships among engineering and critical contemporary issues. Examples of opportunities to demonstrate this ability include incorporating application of contemporary issues in a capstone design course and discussion of contemporary issues in a myriad of engineering courses, including for example, a senior professional practice seminar class.

**E: *Analyze, compare and contrast the economic, environmental, political, and societal impacts of engineering. (L4)*** The formal education process sets the stage for future development of the analytical skills required to incorporate contemporary issues into engineering. In practice, most projects and design work involve varying degrees of integration with contemporary issues. Engineers must be able to analyze the economic, environmental, political and societal impacts of engineering. The development of these analytical skills should come from mentorship from senior engineers and practical experience.

## Outcome 15: Risk/Uncertainty

**Overview:** In the past, the teaching of statistics has usually been performed outside of the civil engineering department and rarely integrated into department coursework. Therefore, the student is not significantly exposed to the fundamental concepts of risk/uncertainty within the engineering courses. Civil engineers must deal with real-world uncertainty in design and planning, in which the public safety is among the top priorities of any design. These uncertainties are unavoidable in any engineering design and in decision-making. They can be data-based or knowledge-based. The engineer should be able to recognize and quantify those uncertainties as part of the design process, apply probability and statistics (P&S) to quantify the risk of failure for well-defined engineering designs, and determine appropriate safety factor(s) to minimize the risk to public safety. The fundamentals of P&S, in combination with other engineering mathematics and sciences (e.g., physics, mechanics, and chemistry), are essential for modeling and analysis of uncertainty, including the identification of all major uncertainties, determining their significance, and applying P&S to assess probability of failure and risk. The fundamentals of P&S should be emphasized in the civil engineering departments, where the practical significance and importance of P&S in engineering can be properly and adequately addressed. The student should be exposed to P&S concepts and their application as early as possible within the civil engineering department curriculum so as to enhance knowledge and understanding of the relationship between P&S and civil engineering applications.

**B: Apply the principles of probability and statistics to solve problems containing uncertainties. (L3)** A basic understanding of risk and uncertainty principles must be incorporated into the civil engineering department courses. The application of risk/uncertainty within the baccalaureate program should pertain to the design of engineered components within fundamental engineering coursework, in order to quantify the capability of an engineered design component. Individuals should develop sufficient understanding of P&S as to be able to model problems under uncertainty, and interpret the quality of data and its uncertainty obtained from various engineering tools.

**E: Analyze the loading and capacity, and the effects of their respective uncertainties, for a well-defined design and illustrate the underlying probability of failure (or non-performance) for a specified failure mode. (L4)** The engineer must be able to review all relevant information and quantify the underlying risk/uncertainty of individual engineered components within a well-defined design or system and determine their significance to and/or synergistic effect on the overall design. The engineer must be able to apply P&S tools to the overall design or system to determine the probability of failure for expected failure modes and be able to illustrate and communicate this information to decision makers and the non-technical community. This knowledge shall form the quantitative basis for selecting the proper safety factor(s) within the design or system.

## Outcome 16: Sustainability\*

**Overview:** The 21<sup>st</sup> Century Civil Engineer must demonstrate an ability to analyze the sustainability of engineered systems, and of the natural resource base on which they depend; and to design accordingly.

ASCE embraced sustainability as an ethical obligation in 1996,<sup>135</sup> and Policy Statement 418<sup>137</sup> points to the leadership role that civil engineers must play in sustainable development. The 2006 ASCE Summit<sup>128</sup> called for renewed professional commitment to stewardship of natural resources and the environment. Knowledge of the principles of sustainability,<sup>138, 139</sup> and their expression in engineering practice, is required of all civil engineers.

There are social, economic, and physical<sup>140</sup> aspects of sustainability. The latter includes both natural resources and the environment. Technology affects all three and a broad, integrative understanding is necessary in support of the public interest. Beyond that, *special competence* is required in the scientific understanding of natural resources and the environment, which are the foundation of all human activity; and the integration of this knowledge into practical designs that support and sustain human development. Vest<sup>141</sup> referred to this as the primary systems problem facing the 21<sup>st</sup> century engineer.

The actual life of an engineered work may extend well beyond the design life; and the actual outcomes may be more comprehensive than initial design intentions. The burden of the engineer is to address sustainability in this longer and wider framework.

Individual projects make separate claims on the collective future; ultimately they cannot be considered in isolation. A commitment to sustainable engineering implies a commitment, across the profession, to the resolution of the cumulative effects of individual projects. Ignoring cumulative effects can lead to overall failure. This concern must be expressed by the profession generally, and affect its interaction with civil society.

**B: Apply the principles of sustainability<sup>138, 139</sup> to the design of traditional and emergent systems. (L3)** Implied is mastery of a) the scientific understanding of natural resources and the environment, and b) the ethical obligation to relate these sustainably to the public interest. This mastery must rest on a wide educational base,<sup>142</sup> supporting two-way communication with the service population about the desirability of sustainability and its scientific and technical possibilities.

**E: Analyze systems of engineered works, whether traditional or emergent, for sustainable performance. (L4)** Analysis assumes a scientific, systems-level integration and evaluation of social, economic, and physical factors – the three aspects of sustainability. Achievement at this level requires the “B” achievement described above to be advanced in practice to the analysis level, through structured experience and in synergy with other real works, built or planned. Successful progression of cognitive development in this experiential phase must be demonstrable.

\*See Appendix L for additional ideas and information about sustainability.

## Outcome 17: Project Management

**Overview:** Management is a field that touches every individual to some extent...from home, to work, to the community. In simplest terms, management can be defined as “the act, art, or manner of managing or handling, controlling, directing.”<sup>145</sup> Engineering management is the act of managing the engineering relationships among the management tasks related to staffing, organizing, planning, financing, and the human element in production, research, engineering, and service organizations. Engineering managers must understand and integrate organizational, technical, external, and behavioral variables and constraints in order to accomplish pre-determined tasks and goals. According to the Project Management Institute, “Project management is the application of knowledge, skills, tools, and techniques to project activities to meet project requirements. Project management is accomplished through the application and integration of the project management processes of initiating, planning, executing, monitoring and controlling, and closing.”<sup>146</sup> Project management is best understood within a body of knowledge that is generally recognized as good practice.<sup>147</sup>

**B: Develop solutions to well-defined project management problems. (L3)** The formal education process has the potential to make a significant impact on teaching project management principles and developing effective managers, including the ability to work alongside and report to people from other cultures. Project management principles include those actions necessary to initiate, plan, execute, monitor and control, and close a project. Examples of curricular project management opportunities in the undergraduate program are design teams for course assignments, capstone design projects, and undergraduate research. Co- and extra-curricular project management opportunities include cooperative education assignments, student organization projects, and student-based community service projects.

**E: Formulate documents to be incorporated into the project management plan. (L4)** At a professional level, a civil engineer should be capable of analyzing project management and formulating effective strategies within a phase or subproject of a much larger project or program within the context of the five Process Groups (or phases) of 1) Initiating, 2) Planning, 3) Executing, 4) Monitoring and Controlling, and 5) Closing. Even at the most basic level of project management, one must be able to coordinate and communicate with other engineers, other disciplines and professionals, clients and other non-technical people. In addition to knowledge competencies related to these process groups (or phases), the professional should be able to analyze a situation involving one or more of the following project knowledge areas: integration management, scope management, time management, cost management, quality management, human resources management, communication management, risk management, and procurement management. In addition, every situation should be analyzed in regards to relevant professional responsibility and ethical standards.

## Outcome 18: Technical Specialization

**Overview:** Advanced technical knowledge and skills beyond that included in the traditional four-year bachelor's degree are essential to attaining the BOK necessary for entry into the professional practice of civil engineering. Advanced technical specialization includes all traditionally defined areas of civil engineering practice, but also includes coherent combinations of these traditional areas. That is, advanced knowledge and skills in the area of general civil engineering are appropriate within the context of advanced specialization. Civil engineering specializations in non-traditional, boundary, or emerging fields such as ecological engineering and nano-technology are suitable and encouraged.

Many non-engineering degrees and courses have content that would be beneficial to the professional practice of civil engineering. These topics/courses may be combined with other appropriate coursework to fulfill the technical specialization and/or other outcomes through the M/30. However, non-engineering degrees, such as the MBA, JD, MD, would most likely not, by themselves, fulfill the technical specialization of the BOK.

**B: Define key aspects of advanced technical specialization appropriate to civil engineering. (L1)** Before one can specialize, an individual must have a basic level of knowledge about advanced technical specialization; that is, an individual must know what is expected of civil engineers that specialize in a particular area. This level of knowledge may be attained through traditional courses, as well as guest lectures by practitioners who practice in the area of interest.

**M/30: Design a complex system or process or create new knowledge or technologies in a traditional or emerging advanced specialized technical area appropriate to civil engineering. (L5)** In recognition of the ever-advancing profession of civil engineering, advanced technical specialization areas appropriate to civil engineering are, by necessity, open and encompassing of the future needs of our profession. Additionally, discovery and creation of new technologies and knowledge are equally important to the profession's future. Regardless of the specific path towards attainment of technical specialization, tangible relation to the professional practice of civil engineering is required. Individuals are expected to, within their technical area of specialization, synthesize a design, research and develop new methods or tools, and/or discover or create new knowledge or technologies.

**E: Evaluate the design of a complex system or process, or evaluate the validity of newly-created knowledge or technologies in a traditional or emerging advanced specialized technical area appropriate to civil engineering. (L6)** The pre-licensure experience should include opportunities to practice, under appropriate guidance and mentorship, civil engineering within the technical area of specialization. The role of practitioner mentorship and review is critical in terms of validating the individual's ability to evaluate, compare and contrast, and validate multiple options within the specific advanced technical area of specialization.

# **Professional Outcomes**



## Outcome 19: Communication

**Overview:** Means of communication include listening, observing, reading, speaking, writing, and graphics. The civil engineer must communicate effectively with technical and non-technical individuals and audiences in a variety of settings. Use of these means of communication by civil engineers requires an understanding of communication within professional practice. Fundamentals of communication should be acquired during formal education. Pre-licensure experience should build on these fundamentals to solidify the civil engineer's communications skills.

Within the scope of their practice, civil engineers prepare and/or use calculations, spreadsheets, equations, computer models, graphics, and drawings all of which are integral to a typically complex analysis and design process. Implementation of the results of this sophisticated work requires that civil engineers can communicate the essence of their findings and recommendations.

Civil engineers should be acquainted with the tools used to draft their designs. The ability to draw sketches by hand and via computer-aided drafting and design (CADD) software is important in the professional practice of civil engineers. Virtual communication, that is, "communication created, simulated, or carried on by means of computer or computer network,<sup>157</sup>" is common place in engineering practice. Accordingly, civil engineers must be able to use various means of communication in the virtual environment.

**B: Organize and deliver effective verbal, written, virtual, and graphical communications. (L4)** The undergraduate experience provides many and varied opportunities to present and apply communication fundamentals. Communication can be taught and learned across the curriculum, that is, over all years of formal education and in most courses.

Given the many and varied communication means, communication fundamentals and application can be woven into mathematics, science, and technical and professional practice courses, as well as humanities and social studies courses. Examples include having students create graphics to explain complex systems or processes, write detailed laboratory reports for technical audiences and executive summaries for non-technical audiences, research a topic and write a documented report, and make team presentations in capstone design courses. Co- and extra curricular activities, such as cooperative education and active participation in campus organizations, offer opportunities to communicate using various means in a variety of situations.

**E: Plan, compose, and integrate the verbal, written, virtual, and graphical communication of a complex project to technical and non-technical audiences. (L5)** Engineering practice provides numerous "real-world" opportunities to apply communication knowledge and skills. The engineer should seek out, or be encouraged to take on, tasks and functions that involve ever more challenging communication. Examples of communication opportunities typically available during the pre-licensure period are helping to draft a memorandum or report, using CADD, giving an internal presentation, speaking at local schools, serving on professional society committees, and making a presentation at a conference and publishing the results.

## Outcome 20: History and Heritage

**Overview:** Sir Isaac Newton’s statement, “If I have seen further it is by standing on the shoulders of giants...” is especially appropriate for civil engineering. Knowledge of the history and heritage helps to communicate the importance of the civil engineering profession to society. Henry Petroski best states the value of engineering history knowledge in the profession: “The value of engineering history goes beyond its being part of the liberal education of an engineer. Engineering history is useful, if not essential, to understanding the nature of engineering; it also assists in the practice of the profession. We gain perspective across fields of engineering by knowing their various and interrelated histories. A historical perspective assists engineers in identifying failure modes and catching errors in logic and design. Engineering history, in short, is engineering as well as history.”<sup>148</sup>

To understand the nature of civil engineering, an individual must recognize the importance of significant figures, projects, and events in civil engineering history. A historical perspective will aid engineers to comprehend the societal impacts of their projects, avoid past mistakes, and build on successful accomplishments. Such a perspective provides indispensable insights into the advancement of engineering.

The history and heritage of the civil engineering profession has two objectives: to develop an appreciation of the personal and expertise standards that the profession of civil engineering requires and to illuminate the evolution of these standards. A civil engineer must be able to address the fundamental questions “What are the origins and general progression of civil engineering?” and “What principles and purposes underlie civil engineering?”

**B: Explain contributions of significant individuals, events, and developments that occurred in the history of civil engineering and the impact they have on the profession.**

**(L2)** Individuals can describe advancements facilitated by the civil engineering profession. Examples of opportunities to include history and heritage in an undergraduate civil engineering program include providing historical vignettes on the people who developed key equations, background and field trips to historical landmarks, written and oral presentation on various aspects of the history and heritage of civil engineering, and other creative, exciting ways to explore the history and heritage of civil engineering. The humanities and social sciences breadth required for civil engineers provides a foundation for the history and heritage component of the BOK.

## Outcome 21: Globalization\*

**Overview:** The world is increasingly interconnected. Countries and their social, constructed, and natural environments demonstrate emerging interdependencies that must be considered in planning and selecting projects. Immediate access to information is everywhere and, in many respects, geographic proximity is becoming less important to the success of a project.<sup>134</sup> Engineers will need to deal with ever-increasing globalization and find ways to prosper within an integrated international environment, and meet challenges that cross cultural, language, legal, and political boundaries, while respecting critical cultural constraints and differences.<sup>100, 136</sup>

The 21<sup>st</sup> century civil engineer must address three distinct global topics; the globalization process, global issues, and global professionalism. Examples of the globalization process are globalization's effect on infrastructure revitalization in the U.S.; the dependency of economic wealth on the variety, reliability, and service of physical infrastructure systems; and cost and governmental issues such as taxation and subsidy differences across jurisdictions.

Global issue examples include the international scale of extreme and long-term environmental events, such as disasters, global climate change, and their impacts on the natural, built, and social environments; meeting a world health standard; and developing acceptable international standards for both large and developing countries.

Examples of global professionalism issues are individuals, businesses, and the profession becoming effective in multi-cultural practice; the challenge of practicing ethically in a global environment; and barriers to professional licensure, contractor licenses/permits, and foreign corporations.

**B: Analyze engineering works and services in order to function at a basic level in a global context. (L4)** Analysis includes the impact of the globalization process, global issues, and global professionalism. Individuals can achieve this through industry interaction, professional society interaction, cooperative education, international service opportunities, and related coursework.

\*See Appendix M for additional ideas and information about globalization.

## Outcome 22: Professional and Ethical Responsibility

**Overview:** Civil engineers in professional practice have a privileged position in society, allowing the profession exclusivity in the design of the public's infrastructure. It requires each of its members to adhere to a doctrine of professionalism and ethical responsibility. This doctrine is set forth in the seven Fundamental Canons in the ASCE Code of Ethics<sup>135</sup>. The first canon states that civil engineers "...shall hold paramount the safety, health, and welfare of the public..." It is this responsibility, to put the public interest before all else, that allows society to entrust the profession with this privilege. Individual professionals must continually earn that trust.

According to the vision for civil engineering in 2025,<sup>128</sup> civil engineers aspire to be "entrusted by society to create a sustainable world and enhance the global quality of life."<sup>128</sup> Therefore, current and future civil engineers, whether employed in public or private organizations or self-employed, will increasingly hold privileged and responsible positions. Although the Fundamental Canons may detail the appropriate behavior and attitude of the individual, consistent with the privilege of membership in the profession of civil engineering, professional and ethical behavior goes beyond the minimums defined by ethics codes. Depending on the individual's interests and circumstances, professional and ethical activities may include mentoring less experienced personnel, leading or actively participating in professional societies, and involvement in community affairs.

**B: Analyze a situation involving multiple conflicting professional and ethical interests to determine an appropriate course of action. (L4)** The undergraduate experience should introduce and illustrate the impact of the civil engineer's work on society and the environment. This naturally leads to the importance of meeting professional responsibilities, such as maintaining competency, and the need for ethical behavior. The latter can be aided by familiarity with engineering codes of ethics and by identifying professional engineers and licensing boards as additional guidance resources. Going beyond satisfying codes, students should begin to see the opportunities that their profession offers for participation, including leadership, in professional societies and community affairs. The preceding teaching and learning can be accomplished across the curriculum, including by example, and in selected co-curricular and extra-curricular activities such as participation in cooperative education and active involvement in engineering professional societies and campus organizations.

**E: Justify a solution to an engineering problem based on professional and ethical standards and assess personal professional and ethical development. (L6)** The professional is likely to quickly encounter professional and ethical issues in his/her professional career. In fact, supervisors, coaches, and mentors should offer the professional opportunities to participate in applying pertinent laws and regulations and professional and ethical principles to help define and resolve such issues. The individual should be encouraged to continuously enhance his or her professional and ethical development including becoming actively involved in professional societies and community affairs.

## Outcome 23: Public Policy\*

**Overview:** Public policy is the articulation of the nation, state or municipality’s goals and values. Thomas Dye provides a concise statement defining public policy as: “whatever governments choose to do or not to do.”<sup>131</sup> Since civil engineering is often referred to as a people-serving profession, and the people are the public, civil engineers are inherently part of the public policy process. Whether publicly or privately owned, the civil engineering built environment directly affects the daily lives of people. Civil engineers naturally practice their profession by following standards, specifications, and related guidelines as set forth in public policy documents. It follows that civil engineers should be exposed to the process of making public policy.

Civil engineers need to have an understanding of public policy and how decision-makers in government utilize technical, scientific, and economic information when devising or evaluating public policy. Civil engineers are most involved with public policy regarding the: political process, laws/regulations, funding mechanisms, public education, government-business interaction, and the public service responsibility of professionals. Civil engineering systems have a broad societal context because the overwhelming bulk of our financial livelihood comes from public funds; and the use of the built environment is generally available for public use and consumption. Effective integration of civil engineers into the public policy infrastructure is critical to the overall success of society.

The range of public policy issues, processes, and implementation begins with an awareness and understanding of public policy procedures, progresses via systematic evaluation of potential outcomes from public policy decisions, and generally culminates in policy designs and tools to guide future decisions. Appendix L provides additional insights and considerations related to public policy issues and mechanisms.

**B: Discuss and explain key concepts and processes involved in public policy related to civil engineering. (L2)** Individuals can demonstrate the comprehension of public policy process via mechanisms such as: use of civil engineering standards and regulations in design projects; integration/discussion of local, state or national civil engineering projects through the institute’s curriculum; engagement in public service opportunities; and substantive participation in professional society’s activities.

**E: Apply public policy process techniques to simple public policy problems related to civil engineering works. (L3)** Individuals can demonstrate the application of public policy techniques via participation such as: active engagement in professional societies, use and development of respective standards of practice, preparation or review of design/construction specifications, and economic analysis of alternative design works.

\*See Appendix N for additional ideas and information about public policy.

## Outcome 24: Business and Public Administration

**Overview:** The professional civil engineer who functions in the business world requires an understanding of business fundamentals. Important business fundamentals topics as typically applied in the private sector include legal forms of ownership, organizational structure and design, income statements, balance sheets, decision (engineering) economics, finance, marketing and sales, billable time, overhead, asset management, profit, and business ethics. The engineer may need a substantially greater amount of business knowledge if they plan to work outside the country, in the global business environment.

The professional civil engineer who functions within the public sector requires an understanding of public administration fundamentals. Essential public administration fundamentals include the political process, laws and regulations, funding mechanisms, public education and involvement, governmental-business interaction, and the public service responsibility of professionals.

**B: *Explain* key concepts and problem-solving processes used in business and public administration. (L2)** Examples of key concepts include problem identification, denoting the type of personnel and/or organization required to solve the problem, implications to the current laws and regulations, and responsibility to the public and/or client. Examples of the problem-solving process include denoting applicable technologies to address the issue, developing budgets and project schedules, understanding funding mechanisms, and business ethics.

**E: *Apply* business and public administration concepts and problem-solving processes. (L3)** The individual should be able to set personnel requirements and time allocations to accomplish specific tasks, determine sufficient funding for projects, and understanding the basic principles of a balance sheet and billing/payments requirements. The individual should also be able to determine the necessary government-business interaction and contractual requirements for projects.

## Outcome 25: Teamwork

**Overview:** Licensed civil engineers must be able to function as members of a team. This requires understanding team formation and evolution, personality profiles, team dynamics, collaboration among diverse disciplines, problem solving, and time management and being able to foster and integrate diversity of perspectives, knowledge, and experiences.<sup>154</sup>

A civil engineer will work within two different types of teams. The first is intra-disciplinary, which consists of members from within the civil engineering sub-discipline, e.g., a structural engineer working with a geotechnical engineer. The second is a multi-disciplinary, which is a team composed of members from different professions, e.g., a civil engineer working with an economist on the financial implications of a project or a civil engineer working with local elected officials on a public planning board. Multi-disciplinary also includes a team consisting of members from different engineering sub-disciplines (sometimes referred to as a “cross-disciplinary team”), e.g. a civil engineer working with a mechanical engineer.

**B: Function effectively as a member of an intra-disciplinary team. (L3)** At the undergraduate level, the focus is primarily on working as members of an intra-disciplinary team, i.e. a team within the civil engineering sub-discipline. Effective team members are usually honest, open-minded, tolerant, diligent, reliable, and considerate. Examples of opportunities for students to work in teams include design projects and laboratory exercises within a course and during a capstone design experience. The development of the ability to function as a member of a team goes beyond the classroom and engineering. Additionally, students should seek opportunities to work as team members in a myriad of other activities, such as student government, civic and service organizations, and employment.

**E: Function effectively as a member of a multi-disciplinary team. (L4)** Prior to licensing, engineers must be able to effectively function as a member of a multi-disciplinary team. Engineers must be able to work with other engineers outside the civil engineering discipline or others outside the engineering profession. In practice, most projects and designs will incorporate other engineering disciplines and/or other professions. For example, civil engineers will often have to work with mechanical engineers for a structural building design, with environmental engineers for a water resources project, or with construction management personnel on many projects. Civil engineers may also work with public planning boards or financial consultants on projects. By the very nature of the profession, civil engineers need to develop and exercise strong teamwork skills.

## Outcome 26: Leadership

**Overview:** In a broad sense, leadership is the art of developing and engaging others in a common vision, clearly planning and organizing resources, developing and maintaining trust, sharing perspective, inspiring creativity, heightening motivation, and being sensitive to competing needs. Specifically, leadership is defined as “the process of influencing an organized group toward accomplishing its goals.”<sup>149</sup> More often, “employers [are] calling for graduates who are not merely expert in design and analysis but who possess the leadership skills to apply their technical expertise and to capitalize on emerging construction and information technologies, management models, and organizational structures.”<sup>150</sup> Many also argue that “an engineer is hired for his or her technical skills, fired for poor people skills, and promoted for leadership and management skills.”<sup>151</sup> Although technical competence and broad managerial skills will remain important, success in engineering will be more a result of leadership in applying that competence and skills, rather than the competence and skills themselves.<sup>132</sup> The NAE report, *The Engineer of 2020: Visions of Engineering in the New Century*, states “engineers must understand the principles of leadership and be able to practice them as their careers advance.”<sup>132</sup> Clearly, the acquisition of leadership skills and the art of practicing leadership are vital to the future of civil engineering. By the very nature of a profession that requires the attainment of strong analytical and rational decision making skills, engineers are particularly well-suited to assume leadership roles.

**B: Apply leadership principles to direct the efforts of a small, homogeneous group. (L3)**

The best place to start the formal leadership development process is at the undergraduate level.<sup>149</sup> Leadership can be taught and learned. Leadership principles include being technically competent, knowing oneself and seeking self improvement, making sound and timely decisions, setting the example, seeking responsibility and taking responsibilities for one’s actions, communicating with and developing subordinates both as individuals and as a team and ensuring that the project is understood, supervised, and accomplished. The formal education process has the potential to make a significant impact on teaching leadership principles and developing leadership attributes.<sup>150</sup> Qualities and attributes of leaders include:<sup>149,152,153</sup> vision, enthusiasm, industriousness, initiative, competence, commitment, selflessness, integrity, high ethical standards, adaptability, communication skills, discipline, agility, confidence, courage, curiosity, and persistence. Examples of leadership opportunities in the undergraduate program include leadership of design teams, leadership opportunities within capstone designs, and leadership in organizations such as ASCE Student Chapters, student competitions, civic organizations, honor societies, athletic teams, student government, and fraternities and sororities.

**E: Organize and direct the efforts of a group. (L4)** Leadership cannot be solely acquired in a classroom. Leadership development during formal education must be reinforced by extensive practice in real-world settings early in an engineer’s career<sup>149</sup> and leadership development must continue throughout an engineer’s career. Senior engineers must mentor junior engineers and provide opportunities for leadership in such roles as project leaders or managers for small projects and/or smaller phases of large projects.



## **Outcome 27: Life-long Learning**

**Overview:** Given the ever-increasing quantity of technical and non-technical knowledge required of practicing civil engineers, the ability to engage in life-long learning is essential. Life-long learning is defined as the ability to acquire knowledge, understanding, or skill throughout one's life. Knowledge, skills, and experience acquired in undergraduate programs are not sufficient for a career spanning several decades. Civil engineers should engage in life-long learning through additional formal education; continuing education; professional practice experience; and active involvement in professional societies, community service, coaching, mentoring, and other learning and growth activities.

**B: *Demonstrate the ability for self-directed learning.* (L3)** At the undergraduate level, the focus is first to define life-long learning and explain why life-long learning is an essential skill for the successful practice of engineering. Graduates must also describe the skills required for life-long learning, demonstrate the ability for self-directed learning, and develop their own learning plan. Self-directed learning is a mode of life-long learning because it is the ability to learn on one's own with the aid of formal education.<sup>155</sup> Independent study projects and open-ended problems that require additional knowledge that is not presented in a formal class setting are examples of ways to provide opportunities for self-directed learning in an undergraduate program. Programs can also assess student work requiring professional goal-setting or reflection on the value of life-long learning. Student participation in professional development activities such as professional society membership, community service, and preparation for the Fundamentals of Engineering exam are also examples of life-long learning.

**E: *Plan and execute the acquisition of expertise appropriate for professional practice.* (L5)** Prior to licensing, engineers must first be able to identify additional knowledge, skills, and attitudes appropriate for professional practice. Engineers must then be able to plan and execute the acquisition of knowledge, skills, and experiences required for professional practice and plan and execute their own professional development program in response to internal and external motivations. Life-learning activities include personal and professional development on goal-setting, personal time management, delegation, understanding personality types, networking, leadership, appreciating socio-political processes, and affecting change. Other types of professional development include career management, increasing knowledge in a specific discipline, contributing to the profession through service on committees in professional organizations, additional formal education, and achieving specialty certification. Mentorship should play a key role in the life-long learning process. Finally, civil engineers must have the ability to learn how to learn.<sup>156</sup>

## Outcome 28: Attitudes\*

**Overview:** Attitudes fundamentally and profoundly affect the success and welfare of projects and our profession. Attitudes are the ways in which one thinks and feels in response to a fact or situation. Attitudes reflect an individual's values and world view and the way he or she perceives, interprets, and approaches surroundings and situations. Attitudes do not exist in a vacuum but are related to some object or situation. While this definition is very broad, this Body of Knowledge limits its scope to attitudes supportive of the professional practice of civil engineering.

The positive attitudes generally considered to be conducive to the effective professional practice of civil engineering include commitment, confidence, consideration of others, curiosity, entrepreneurship, fairness, high expectations, honesty, integrity, intuition, judgment, optimism, persistence, positiveness, respect, self esteem, sensitivity, thoughtfulness, thoroughness and tolerance. The list is not exhaustive and some of the attitudes can manifest themselves in negative ways. The BOK includes only positive, constructive expressions of these and other attitudes.

**B: Explain attitudes supportive of the professional practice of civil engineering. (L2)**

Beginning to develop supportive attitudes during undergraduate education is important. Certainly these attitudes should be modeled by instructors, advisors, mentors, and others concerned with a student's progress towards a degree. Preferably the student will model these attitudes upon graduation but what is required here that the student be aware of and explain attitudes supportive of the professional practice of civil engineering.

**E: Demonstrate attitudes supportive of the professional practice of civil engineering. (L3)**

The licensed engineer must demonstrate attitudes supportive of professional practice. The engineering process necessitates an individual who works well with others and can assume leadership roles in specific areas. Supportive attitudes are necessary in the successful accomplishment of these tasks and in many other outcomes related to professional practice.

\*See Appendix O for additional ideas and information about attitudes.



## APPENDIX K

# Humanities and Social Sciences

### Introduction

What is the role of engineers in society, and how is that role changing? The National Academy of Engineering Report, *The Engineer of 2020<sup>a</sup>* identifies these three visions for the engineering profession:

- *By 2020, we aspire to a public that will understand and appreciate the profound impact of the influence of the engineering profession on socio-cultural systems, the full spectrum of career opportunities accessible through an engineering education, and the value of an engineering education to engineers working successfully in non-engineering jobs.*
- *We aspire to a public that will recognize the union of professionalism, technical knowledge, social and historical awareness, and traditions that serve to make engineers competent to address the world's complex and changing challenges.*
- *We aspire to engineers who will remain well grounded in the basics of mathematics and science, and who will expand their vision of design through solid grounding in the humanities, social sciences, and economics. Emphasis on the creative process will allow more effective leadership in the development and application of next-generation technologies to problems of the future.*

The need for humanities and social sciences (H&SS) education for engineers is evident each of these statements. The humanities include subjects such as art, history, and literature while social science includes subjects such as economics, political science, sociology, and psychology.

Related to the preceding vision is the global aspirational vision resulting from the summer 2006 ASCE-sponsored Summit.<sup>b</sup> The vision, which is included in Chapter 2 of this report, is not a statement of the status quo, but describes where the civil engineering profession will strive to be in 2025.

Fulfillment of the civil engineering vision requires professional activity supported on a balanced base of liberal learning. Failure to provide civil engineers with an education founded upon this balanced base will compromise the profession's ability to realize this vision; to recruit and retain the best talent; and to perform effectively as a profession. This concept is broadly shared among other professions (e.g. law, medicine, architecture).

The ASCE vision asserts important aspirations for civil engineering. A commitment to this vision must be reflected in substantive ways in the civil engineering BOK.

1  
2 **Liberal Learning in Civil Engineering Education**  
3

4 Liberal learning (learning that frees the mind) is normally founded upon four general areas of  
5 education: Natural Sciences, Mathematics, the Humanities, and the Social Sciences. Liberal  
6 learning implies free and broad inquiry with intellectual discipline and is foundational for  
7 many other established professions. Engineering needs this balanced base of education.  
8

9 Since liberal learning underpins other professions, it is useful to quote an independent  
10 description of liberal learning. The following statement was adopted by the Board of  
11 Directors of the Association of American Colleges & Universities, October 1998:  
12

13 *A truly liberal education is one that prepares us to live responsible, productive, and*  
14 *creative lives in a dramatically changing world. It is an education that fosters a well-*  
15 *grounded intellectual resilience, a disposition toward lifelong learning, and an*  
16 *acceptance of responsibility for the ethical consequences of our ideas and actions.*  
17 *Liberal education requires that we understand the foundations of knowledge and*  
18 *inquiry about nature, culture and society; that we master core skills of perception,*  
19 *analysis, and expression; that we cultivate a respect for truth; that we recognize the*  
20 *importance of historical and cultural context; and that we explore connections among*  
21 *formal learning, citizenship, and service to our communities.*  
22

23 *We experience the benefits of liberal learning by pursuing intellectual work that is*  
24 *honest, challenging, and significant, and by preparing ourselves to use knowledge and*  
25 *power in responsible ways. Liberal learning is not confined to particular fields of*  
26 *study. What matters in liberal education is substantial content, rigorous methodology,*  
27 *and an active engagement with the societal, ethical, and practical implications of our*  
28 *learning. The spirit and value of liberal learning are equally relevant to all forms of*  
29 *higher education and to all students.*  
30

31 *Because liberal learning aims to free us from the constraints of ignorance,*  
32 *sectarianism, and myopia, it prizes curiosity and seeks to expand the boundaries of*  
33 *human knowledge. By its nature, therefore, liberal learning is global and pluralistic. It*  
34 *embraces the diversity of ideas and experiences that characterize the social, natural,*  
35 *and intellectual world. To acknowledge such diversity in all its forms is both an*  
36 *intellectual commitment and a social responsibility, for nothing less will equip us to*  
37 *understand our world and to pursue fruitful lives.*  
38

39 *The ability to think, to learn, and to express oneself both rigorously and creatively, the*  
40 *capacity to understand ideas and issues in context, the commitment to live in society,*  
41 *and the yearning for truth are fundamental features of our humanity. In centering*  
42 *education upon these qualities, liberal learning is society's best investment in our*  
43 *shared future.*  
44

1 The following statement describes the essence of liberal learning. It must be embraced by  
2 civil engineering education as part of the process of preparing civil engineers of the future.

3  
4 *What matters in liberal education is substantial content, rigorous methodology and an*  
5 *active engagement with the societal, ethical, and practical implications of our learning.*  
6 (Editor’s Note: Need source: Is this also from the AACU source?)  
7

8 Does this not describe the goals and aspirations of civil engineering education?  
9

10 The need for H&SS in civil engineering education is supported by the concepts of liberal  
11 learning and in the concepts of critical thinking. Civil engineers think about and develop  
12 solutions to problems. A civil engineer’s thinking must be systematic and guided and  
13 informed by analysis and assessment of relevant information. A civil engineer’s thinking  
14 must not be arbitrary, biased, lacking in context, or poorly substantiated. A critical thinker:<sup>c</sup>  
15

- 16 • raises vital questions and problems, formulating them clearly and precisely;  
17
- 18 • gathers and assesses relevant information, using abstract ideas to interpret it  
19 effectively comes to well-reasoned conclusions and solutions, testing them against  
20 relevant criteria and standards;  
21
- 22 • thinks open-mindedly in consideration of alternative solutions, recognizing and  
23 assessing, as need be, their assumptions, implications, and practical  
24 consequences; and  
25
- 26 • communicates effectively with others in figuring out solutions to complex  
27 problems.  
28

29 (Editor’s Note: Are the bullets quoted from the indicated source?)  
30

31 For civil engineers educated exclusively in areas of mathematics and science, the most  
32 prominent questions are likely to be mathematical and scientific questions. Alternatively, a  
33 civil engineer whose education includes H&SS will bring more to the critical thinking  
34 process. A broadly-educated engineer is likely to recognize the impact of the engineering  
35 decisions not only upon the more narrowly framed mathematics, science, and technical  
36 questions but upon the more broadly-framed questions informed by H&SS.  
37

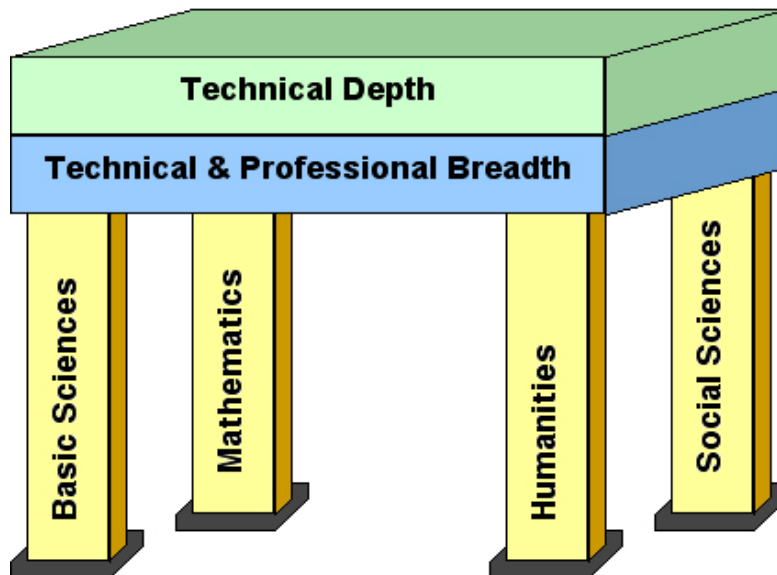
### 38 **A Balanced Body of Knowledge** 39

40 Figure K-1 attempts to capture the central idea of a broad education graphically by showing  
41 technical and professional education and performance supported by four foundational legs  
42 (mathematics, natural sciences, humanities, social sciences). (Editor’s Note: Do we want  
43 “natural” or “basic” sciences, so that text and Figure K-1 are consistent?) Together these  
44 broadly capture the established dimensions of higher education.  
45

1 The 20<sup>th</sup> century has seen a major expansion in the mathematics and science ‘legs’ that  
2 support civil engineering. The continuing importance of this is emphasized by the inclusion  
3 of four separate outcomes in BOK2 and the strong reliance of other outcomes on this  
4 foundation.

5  
6 An absence of explicit support legs for humanities and social sciences would be consistent  
7 with the classical impression of an engineer well-grounded only in technical issues. This is  
8 an unfortunate historical stereotype, one that the profession large rejects today, and aspires to  
9 move beyond. Accordingly, separate support legs for humanities and for social science are  
10 included in BOK2. All four legs are essential in supporting the vision of the civil  
11 engineering profession.

12  
13 Relative to these legs, Vest,<sup>d,e</sup> identifies two "pivotal" developments in engineering education  
14 since World War II: the development of the science base of "engineering science"; and the  
15 incorporation of the H&SS in support of the "twenty-first-century view of engineering  
16 systems, which surely are not based solely on physics and chemistry." Note the increasing  
17 reliance on the humanities leg and social sciences leg and the obligation to develop these  
18 within the profession broadly, as a matter of basic professional competence.



21  
22  
23  
24  
25  
26  
27  
28  
29  
30  
31  
32  
33  
34  
35  
36  
37  
38 **Figure K-1: The future technical and professional practice education of civil engineers**  
39 **is supported on four foundational legs**

40  
41 **Foundational Outcomes in the Body of Knowledge**

42  
43 In order to recognize the importance of humanities and social sciences in the education of  
44 future civil engineers, two new outcomes, one for humanities and one for social sciences  
45 have been included in the civil engineering BOK. There is considerable freedom for  
46 educators to determine how these outcomes may be fulfilled through contributions from

1 various academic departments and disciplines. Unlike the basic sciences outcomes where  
2 chemistry, physics, and breadth are all specified to the level of an outcome, specific  
3 humanities or social sciences fields are not specified. This freedom permits each program to  
4 devise requirements consistent with their university and department missions.  
5

6 **Cited Sources:**  
7

- 8 a) National Academy of Engineering. 2004. *The Engineer of 2020: Visions of Engineering*  
9 *in the New Century*. The National Academies of Sciences, Washington, DC.  
10 (<http://www.nae.edu>)  
11
- 12 b) ASCE Task Committee to Plan a Summit on the Future of the Civil Engineering  
13 Profession. 2007. *The Vision for Civil Engineering in 2025*, Final draft, Reston, VA,  
14 ASCE, January 12.  
15
- 16 c) Foundation for Critical Thinking, “The Critical Thinking Community,”  
17 (<http://www.criticalthinking.org/>).  
18
- 19 d) Vest, C., “Educating Engineers for 2020 and Beyond,” in National Academy of  
20 Engineering. 2004. *The Engineer of 2020: Visions of Engineering in the New Century*.  
21 The National Academies of Sciences, Washington, DC. (<http://www.nae.edu>)  
22
- 23 e) Vest, C. 2006. (Editor’s Note: Need name of article), *The Bridge*, Summer, p. 40.  
24  
25  
26  
27  
28  
29



1  
2  
3  
4  
5  
6  
7  
8  
9  
10

## APPENDIX L

---

# Sustainability

11  
12  
13  
14  
15  
16  
17  
18  
19  
20  
21  
22  
23  
24  
25  
26  
27  
28  
29  
30  
31  
32  
33  
34  
35  
36

The 21<sup>st</sup> Century Civil Engineer must demonstrate:  
*an ability to evaluate the sustainability of engineered systems and services,  
and of the natural resource base on which they depend;  
and to design accordingly.*

(Ed. Note: We should state the source of the preceding, that is, the Outcome 16 explanation.)

### Overview

Civil Engineering developed historically with a distinctive focus on civilian infrastructure and the technological support of Civil Society generally. It has continued to affirm this mission throughout the 20<sup>th</sup> Century and into the 21<sup>st</sup>. Necessarily, technology continues to evolve; and problems mirror society in their increasing scale and complexity. The globalization of civil society has brought a parallel globalization of civil engineering concerns and practice.

A primary dimension of this concern is *Sustainability*.

Unquestionably, global scenarios are perfuse with technology; the natural resource base that sustains civil society; and the natural and the built environment. The depletion of fossil resources; the management of new energy sources including the nuclear fuel cycle; the bioengineering of photosynthesis for fuel, food, and drugs; the maintenance of agricultural productivity; the increasing exploitation of the oceans; the human right to water; nuclear chemistry; and more. Anthropogenic influences are clearly visible in the global ecosystem: species extinction, exhaustion of depleted resources, geopolitical conflict over ownership of renewable (rivers), degradation of the planetary commons (atmosphere, oceans). Civil engineering cannot by itself “solve” these problems; yet it must embrace a proactive, professional stance and contribute *distinctive competence* toward their resolution. It is not reasonable to assert civilian progress through professional engineering, otherwise. (Ed. Note: Meaning/intent last sentence not clear.)

### Civil Engineering and the Sustainability Commitment

This ASCE definition was adopted in November 1996:

*Sustainable Development is the challenge of meeting human needs for natural resources, industrial products, energy, food, transportation, shelter, and effective waste management while conserving and protecting environmental quality and the natural resource base essential for future development.*

That this expresses an ethical obligation on the part of the profession, has been recognized since 1996 in the ASCE Code of Ethics. Fundamental Canon 1 asserts;

1  
2 *Engineers shall hold paramount the safety, health and welfare of the public and shall strive to comply*  
3 *with the principles of sustainable development in the performance of their professional duties.*  
4

5 A comparable ethics statement was adopted in 2006 by NSPE;

6  
7 *Engineers shall strive to adhere to the principles of sustainable development in order to protect the*  
8 *environment for future generations.*  
9

10 and a footnote adopted verbatim the ASCE definition of Sustainable Development.

11  
12 ASCE Policy Statement 418 (October 2004) affirmed the role of the Profession in addressing  
13 and securing sustainability:

14  
15 *The American Society of Civil Engineers (ASCE) recognizes the leadership role of engineers in*  
16 *sustainable development, and their responsibility to provide quality and innovation in addressing the*  
17 *challenges of sustainability.*  
18

19 In that document, the listed ASCE implementation strategies include:

20  
21 *Promote broad understanding of political, economic, social and technical issues and processes as*  
22 *related to sustainable development.*

23 *Advance the skills, knowledge and information to facilitate a sustainable future; including habitats,*  
24 *natural systems, system flows, and the effects of all phases of the life cycle of projects on the*  
25 *ecosystem.*

26 *Promote performance based standards and guidelines as bases for voluntary actions and for*  
27 *regulations, in sustainable development for new and existing infrastructure.*  
28

29 In June 2002, the “Dialog on the Engineers’ Role in Sustainable Development –  
30 Johannesburg and Beyond” (NAE 2002) committed its signatories (AAES, AIChE, ASME,  
31 NAE, NSPE) to the declaration:

32  
33 *Creating a sustainable world that provides a safe, secure, healthy life for all peoples is a priority for*  
34 *the US engineering community. ... Engineers must deliver solutions that are technically viable,*  
35 *commercially feasible and, environmentally and socially sustainable.*  
36

37 Partly in response, the ASCE Committee on Sustainability published *Sustainable*  
38 *Engineering Practice: an Introduction* in 2004. This report

39  
40 *...is intended to be a ‘primer’ on sustainability that ... can inspire and encourage engineers to pursue*  
41 *and integrate sustainable engineering into their work...*  
42

43 As a primer, this is a gathering of the practical state of the art at the time of its publication. A  
44 great deal of practical material is assembled therein. This follows in the path of the earlier  
45 ASCE/UNESCO monograph *Sustainability Criteria for Water Resource Systems* Loucks et al  
46 (1998).  
47

48 The notion of a necessary engineering response to sustainability is pervasive in the NAE  
49 reports on the Engineer of 2020. Therein Vest cites sustainability as the top systems

1 integration problem facing engineering today. Reflecting these and other current analyses,  
2 ASCE announced in 2006 an Aspirational Vision for the profession, which *opens* with:

3  
4 “*Entrusted by society to create a sustainable world ....*”

### 6 **Sustainability and the Body of Knowledge**

7  
8 Sustainability is not represented explicitly in any of the 15 BOK1 outcomes. Despite the  
9 accelerating discussion and professional commitment, the word Sustainability occurs twice in  
10 the commentaries accompanying outcomes 1 and 3, p.25 of BOK1.

11  
12 In BOK2, sustainability is incorporated *as a new, independent outcome* - that which is  
13 required for entry into the profession:

14  
15 *The 21<sup>st</sup> Century Civil Engineer must demonstrate an ability to evaluate the*  
16 *sustainability of engineered systems and services, and of the natural resource base on*  
17 *which they depend; and to design accordingly.* (Ed. Note: This is not Outcome 16  
18 verbatim. Should we include Outcome 16 here?)

19  
20 This is the natural and necessary complement to the established policy statements about  
21 sustainability; and to the large volume of practical activity already afoot in the profession. By  
22 recognizing this outcome in BOK-2, we legitimize the basic preparation of young engineers  
23 in sustainability, encourage its scholarly/professional evolution, and devote the profession at  
24 large to lifelong learning and professional practice in pursuit of Sustainable outcomes.

25  
26 Accordingly, three definitions are needed: Sustainability, Sustainable Engineering, and  
27 Sustainable Development. These are all based herein on the extant ASCE definition of  
28 *Sustainable Development*, quoted above. For example:

29  
30 *Sustainability* is the ability to meet human needs for natural resources, industrial  
31 products, energy, food, transportation, shelter, and effective waste management while  
32 conserving and protecting environmental quality and the natural resource base  
33 essential for the future.

34  
35 *Sustainable Engineering* meets these human needs.

### 36 37 38 **Interdisciplinary, Distinctive Competence, Scope**

39  
40 There are social, economic, and physical aspects of sustainability. Each affects, and is  
41 affected by, technology, natural resources, and the environment. A broad, integrative  
42 understanding of all of these aspects is necessary. Beyond that, *special competence* is  
43 required in the scientific understanding of natural resources and the environment, which are  
44 the foundation of all human activity; and the integration of this knowledge into practical  
45 designs that support and sustain human development.

1 Fundamental is special technical competence in three areas:

- 2 • Sustaining the availability and productivity of natural resources, the ultimate base of
- 3 civil society
- 4 • Sustaining civil infrastructure, the engineered environment
- 5 • Sustaining the environment generally, the human habitat

6  
7 This technical competence must rest on a broad scientific base, including biological and  
8 chemical phenomena and sufficient to support relevant emerging technologies; creative  
9 design; and natural resource constraints. There really is no substitute for science in an  
10 engineer’s competence. And beyond that, equally essential is the ability to innovate – to  
11 recognize and solve problems with judicious technical approaches.

12  
13 There are other critical dimensions of sustainability, notably the economic, social, and  
14 political aspects of civil life. Competence must rest on a proper foundation here, too – in the  
15 humanities, supporting human aspirations and their expression; and in the social sciences,  
16 supporting effective use of political and economic means in assessing and meeting needs.  
17 The breadth of the sustainability challenge was captured in the recent piece by Frank Rhodes,  
18 “Sustainability: the Ultimate Liberal Art” (Chronicle of Higher Education, Oct. ’06)

19  
20 Beyond these claims on the base, sustainability makes claims on the research frontier. No one  
21 would assert that the sustainability ‘problem’ is a closed one, with solutions lying in  
22 established forms. An aggressive search for the knowledge necessary to make advances in  
23 this area is clearly needed.

## 24 25 26 **The Rationale behind the Sustainability Rubric**

27  
28 In BOK2 there are six levels of achievement defined for each outcome. The different levels  
29 generally build on a pre-collegiate preparation. For sustainability, the rationale for each level  
30 further explains its meaning.

31  
32 **Level 1 – Knowledge: *Define*** key aspects of sustainability relative to engineering phenomena, society at large  
33 and its dependence on natural resources, and the ethical obligation of the professional engineer.

34 *Rationale:* Proactive integration of diverse considerations is implied at the point where an  
35 engineering solution is proposed and evaluated. Implied is an ability to conceive of the full life cycle  
36 of an engineering project, and a comprehensive set of outcomes, including effects on the environment,  
37 the natural resource base, the conditions at project termination, and the appropriateness of the project  
38 itself and how it serves the Public Interest.

39  
40 **Level 2 – Comprehension: *Explain*** key properties of sustainability, and their scientific bases, as they pertain  
41 to engineered works and services.

42 *Rationale:* This is the natural extension of Level 1. A blend of theory and experiment is likely in  
43 applying ideas to engineered systems. A scientific explanation is necessary, especially relative to  
44 natural resources and to the natural and built environment, where established scientific descriptions are  
45 available

46  
47 **Level 3 – Application: *Apply*** the principles of sustainability to the design of traditional and emergent  
48 engineering systems.

1            *Rationale:* This is the natural extension of Level 2. Graduate must be capable of applying ideas to real  
2 engineering works; and of utilizing general information available within the profession.  
3

4 **Level 4 – Analysis:** *Analyze* systems of engineered works, whether traditional or emergent, for sustainable  
5 performance.

6            *Rationale:* This is a systems-level integration of cumulative and synergistic effects of works with  
7 respect the sustainability of the composite outcome. Implied is the ability to propose and compare  
8 alternatives in an analytic framework.  
9

10 **Level 5 – Synthesis:** *Design* a complex system, process, or project to perform sustainably; *Develop* new, more  
11 sustainable technology; *Create* new knowledge or forms of analysis in areas where scientific knowledge  
12 limits sustainable design.

13            *Rationale:* This is either professional-strength design or research. The latter can have varying  
14 amounts of scientific overlap.  
15

16 **Level 6 – Evaluation:** *Evaluate* the sustainability of complex systems, whether proposed or existing.

17            *Rationale:* This is referring to the ability to inspire and evaluate the work of teams engaged  
18 synergistically. Included is the ability to quantify the value of research in sustainable engineering.  
19

20 The higher levels begin to address the abilities of the profession as a group, presumably  
21 characterized by a broad baseline of competence, the presence of accomplished specialists,  
22 demonstration of that competence sufficient to earn the public trust, and a collective  
23 commitment to sustainability.  
24

## 25 **Partial Bibliography**

### 26            *Sustainability*

27  
28  
29 *Sustainable Engineering Practice: An Introduction.* ASCE Committee on Sustainability,  
30 2004.

31  
32 *The Engineer of 2020: Visions of Engineering in the New Century.* National Academy of  
33 Engineering, 2004.

34  
35 *Educating The Engineer of 2020: Adapting Engineering Education to the New Century.*  
36 National Academy of Engineering, 2005.

37  
38 *Civil Engineering Body of Knowledge for the 21<sup>st</sup> Century: Preparing the Civil Engineer for*  
39 *the Future.* ASCE Body of Knowledge Committee, 2004.

40  
41 *Rising Above the Gathering Storm: Energizing and Employing America for a Brighter*  
42 *Economic Future.* National Academies Press, 2006.

43  
44 *Dialogue on the Engineers Role in Sustainable Development - Johannesburg and Beyond.*  
45 June 24, 2002. US National Academies; statement endorsed by: AAES; AIChE; ASME;  
46 NAE; NSPE

47  
48 William McDonough & Michael Braungart. *Cradle to Grave: Remaking the Way We Make*  
49 *Things.* (New York; North Point Press, 2002.)

1  
2 Jeffrey D Sachs, *The End of Poverty: Economic Possibilities for Our Time*. (New York: The  
3 Penguin Press, 2005.)  
4  
5 "Sustainable Development: Not Just a Lot of Hot Air," Public Transport International.  
6 UITP, May 2003.  
7  
8 Bob Doppelt, *Leading Change Toward Sustainability: A Change-Management Guide for*  
9 *Business, Government, and Civil Society*. (Sheffield, UK: Greenleaf Publishing, 2003.)  
10  
11 Sissel Waage, *Ants, Galileo, & Gandhi: Designing the Future of Business through Nature,*  
12 *Genius, and Compassion*. (Sheffield, UK: Greenleaf Publishing, 2003.)  
13  
14 Katie Williams, Elizabeth Burton, and Mike Jenks, *Achieving Sustainable Urban Form*.  
15 (London and New York: E & FN Spoon, 2000.)  
16  
17 J, Emil Morhardt. *Clean, Green, Read All Over: Ten Rules for Corporate Environmental and*  
18 *Sustainability Reporting*. Milwaukee, Wisconsin: American Society for Quality Press, 2002.  
19  
20 Peter Newman and Jeffrey Kenworthy. *Sustainability and Cities: Overcoming Automobile*  
21 *Dependence*. Washington, DC: Island Press, 1999.  
22  
23 Brian Nattrass and Mary Altomare. *Dancing with the Tiger: Learning Sustainability Step by*  
24 *Natural Step*. (Gabriola, Canada: New Society Publishers, 2002).  
25  
26 Schulze, Peter C. (ed.): *Engineering within Écological Constraints*. NAE, 1996.  
27  
28 Allenby, Braden R.: *Industrial Ecology: Policy Framework and Implementation*. Prentice-  
29 Hall, 1999.  
30  
31 T.M. Parris and R.W. Kates, *Characterizing and Measuring Sustainable Development*. *Ann.*  
32 *Rev. Environ. Resources* 28:559-586 (2003)  
33  
34 M.A. Toman, *The Difficulty in Defining Sustainability*. *Resources* 106, winter 1992. Also  
35 available in W. Oates (op cit)  
36  
37 J.G. Speth, *Perspectives on the Johannesburg summit*. *Environment* 45(1):24-29 (2003)  
38  
39 R.M. Solow, *An almost practical step toward sustainability*. *Resource Policy* 19(3):162-172  
40 (1993). Also available in W. Oates, ed (op.cit.)  
41  
42 R.W. Kates, T.M. Parris, A.A. Leiserowitz, *What is Sustainable Development?*  
43 *Environment: Science and Policy for Sustainable Development* 47(3):8-21, 2005.  
44  
45 T.M. Parris and R.W. Kates. *Characterizing a sustainability transition: Goals, targets, trends,*  
46 *and driving forces*. *Proc. Natl. Acad. Sci.* 100 (14): 8068-8073. July 8, 2003.

1  
2  
3  
4  
5  
6  
7  
8  
9  
10  
11  
12  
13  
14  
15  
16  
17  
18  
19  
20  
21  
22  
23  
24  
25  
26  
27  
28  
29  
30  
31  
32  
33  
34  
35  
36  
37  
38  
39  
40  
41  
42  
43  
44  
45  
46  
47

*Sustainability Science*

R.W. Kates et al, Sustainability Science. Science 292:641-642 (2001).

J. Lubchenko: Entering the Century of the Environment: A New Social Contract for Science. Science 279:491-497 (23 January 1998).

D. Ludwig, R. Hilborn, C. Walters. Uncertainty, Resource Exploitation, and Conservation: Lessons from History. Science, 1993, 17-36 .

J.C. Mutter. The Earth Sciences, Human Well-being, and the Reduction of Global Poverty. EOS (AGU), 2005, 163-165.

*Energy*

R.L. Hirsch, R.H. Bezdek, R.M. Wendling. Peaking Oil Production: Sooner rather than Later? Issues in Sci & Tech, Sp. 2005, 25-30.

P. Lorenzi. A Second Look at Nuclear Power. Issues in Sci & Tech, Sp. 2005, 31-38.

A.E. Farrell, H. Zerriffi, H. Dowlatabadi. Energy Infrastructure and Security. Ann. Rev. Env. Res. 29:421-470, 2004.

*Natural Resources*

M.T. Klare, Resource Wars: The New Landscape of Global Conflict. Henry Holt and Company, 2001.

R. Costanza ad R, D'Arge, The value of the world's ecosystems services and natural capital. Nature 387(6630):253-260 (1997).

W. Oates, ed: The RFF Reader in Environmental and Resource Management, Resources for the Future, 1999.

P.R. Crosson, Sustainable Agriculture. Resources 106, Winter 1992. Also available in W. Oates, ed: (op. cit.)

W.M. Getz and R.G. Haight, Population Harvesting, Demographic Models of Fish, Forest and Animal Resources. Princeton University Press, 1989, 391pp

David A. Adams, Renewable Resource Policy. Island Press, 1993, 557pp

Jon M. Conrad and Colin W. Clark, Natural Resource Economics: Notes and Problems. Cambridge University Press, 1987, 231pp

1 Jon M. Conrad, Resource Economics. Cambridge Univ. Press, 1999, 213pp  
2  
3 P.A. Neher, Natural Resource Economics Conservation and Exploitation. Cambridge  
4 University Press, 1990, 360pp  
5  
6 C.W. Clark, Mathematical Bioeconomics: the Optimal Management of Renewable  
7 Resources. John Wiley and Son, 1990, 386pp  
8  
9 D.P. Loucks and J.R. Stedinger and D.A. Haith, Water Resource Systems Planning and  
10 Management. Prentice-Hall, 1981, 559pp  
11  
12 H. Caswell, Matrix Population Models - Construction, Analysis, Interpretation. Sinauer  
13 Associates, Sunderland, MA, 2001, 722pp  
14  
15 M. Mangel, Decision and Control in Uncertain Resource Systems. Academic Press, 1985,  
16 255pp  
17  
18 R. Hilborn and C. J. Walters, Quantitative Fisheries Stock Assessment. Routledge Chapman  
19 Hall (2004 printing by Kluwer Academic Publishers), 1992  
20  
21 C.W. Clark and M. Mangel, Dynamic State Variable Models in Ecology : Methods and  
22 Applications. Oxford University Press, 2000, 289pp  
23  
24 T.J. Quinn and R.B. Deriso, Quantitative Fish Dynamics. Oxford University Press, 1999,  
25 542pp  
26  
27 J.M. Cushing, An Introduction to Structured Population Dynamics. Society Industrial and  
28 Applied Mathematics, 1998, 193pp  
29  
30 E. Renshaw, Modeling Biological Populations in Space and Time. Cambridge University  
31 Press, 1991, 403pp  
32  
33 M. Mangel and C.W. Clark, Dynamic Modeling in Behavioral Ecology. Princeton  
34 University Press, 1988, 308pp  
35  
36 F.C. Hoppensteadt, Mathematical Methods of Population Biology. Cambridge University  
37 Press, 1982, 149pp  
38  
39 R. Hilborn and M. Mangel, The Ecological Detective: Confronting Models with Data.  
40 Princeton University Press, 1997, 315pp  
41  
42 C.J. Walters and S.J.D. Martell, Fisheries Ecology and Management. Princeton University  
43 Press, 2004, 399pp  
44



1                    ***Economics and Public Goods***  
2

3                    UNDP. *Investing in Development. A Practical Plan to Achieve the Millennium Development*  
4                    *Goals*. J.D. Sachs, Director. United Nations Development Programme, 2005.  
5

6                    R.A. Musgrave and P.B. Musgrave, *Public Finance in Theory and Practice*. McGraw-Hill,  
7                    5<sup>th</sup> ed., 1989.  
8

9                    I. Kaul, I. Grunberg, M.A. Stern, eds.: *Global Public Goods: International Cooperation in*  
10                    *the 21<sup>st</sup> Century*. UNDP/Oxford University Press, 1999.  
11

12                    I. Kaul, P. Conceicao, K. LeGoulven, R.U. Mendoza, eds: *Providing Global Public Goods:*  
13                    *Managing Globalization*. UNDP/Oxford University Press, 2003.  
14

15                    ***Education***  
16

17                    D.R. Lynch and C.E. Hutchinson, Environmental Education. Proc. National Academy of  
18                    Sciences 89: 864-867, Feb. 1992.  
19

20                    Russell, J.S., and Stouffer, W.B. (2005). "Survey of the National Civil Engineering  
21                    Curriculum", *J. Prof. Issues Eng. Educ. Pract.* 131(2), 118-128.  
22

23                    A.D. Cortese. The Critical Role of Higher Education in Creating a Sustainable Future.  
24                    Planning for Higher Education, March-May 2003, 15-22.  
25

26                    Vest, Charles M. "Educating Engineers for 2020 and Beyond", in *Educating the Engineer of*  
27                    *2020*, NAE 2005 (*op. cit.*); pp160-169.  
28

29                    Kelly, William E. "General Education for Civil Engineers: Sustainable Development",  
30                    16pp. In review, ASCE J. Prof. Issues Engr. Ed. & Pract., 2006.  
31

32                    ***Ethics***  
33

34                    M.J. Watts. Righteous Oil? Human Rights, the Oil Complex, and Corporate Social  
35                    Responsibility. *Ann. Rev. Env. Res.* 30:373-407 (2005).  
36

37                    D. O'Rourke and S. Connolly. Just Oil? The Distribution of Environmental and Social  
38                    Impacts of Oil Production and Consumption. *Ann. Rev. Environ. Resour.* 28: 587-618, 2003.  
39

40                    D.R. Lynch, What Shall We Build? Examination of the Engineering Profession and its role  
41                    in Establishing a Just World Order. 8 November 2002. Joan B. Kroc Institute for  
42                    International Peace Studies, Univ. of Notre Dame, Occasional Paper 23:OP:2  
43

44                    P.H. Gleick, The Human Right to Water. *Worlds Water 2000-2001: The Biennial Report on*  
45                    *Freshwater Resources*, Vol 2(Chap1):1-18. Island Press (2004).  
46

1 D. R. Lynch. A Human Rights Challenge to the Engineering Profession: Ethical  
2 Dimensions and Leadership Opportunities in Professional Formation. March 17, 2004.  
3 Proc. American Society of Engineering Education, Annual Conference and Exhibition, Salt  
4 Lake City, June 2004.

5  
6 A.Sen. Development as Freedom. Anchor Books 1999, 366pp.

1  
2  
3  
4  
5  
6  
7  
8  
9  
10  
11  
12  
13  
14  
15  
16  
17  
18  
19  
20  
21  
22  
23  
24  
25  
26  
27  
28  
29  
30  
31  
32  
33  
34  
35  
36  
37  
38  
39  
40  
41  
42  
43  
44

## APPENDIX M

---

# Globalization

### **Introduction**

In recent years, globalization has been at the core of many studies reported by the National Academy of Engineering (NAE), National Science Foundation (NSF), and the American Society of Engineering Education (ASEE). The civil engineering profession deals with issues that may have global impact such as outsourcing of engineering services, design and construction of civil engineering infrastructure (e.g., buildings, bridges, and tunnels), and creating a world health standard by providing adequate sanitation facilities and drinking water. In the wake of rapid advancement in information technology, as well as increasing diversification of society and pressing need for understanding global issues, tomorrow's civil engineers must be prepared to handle global issues surrounding the civil engineering profession.

The world is increasingly interconnected. Countries and their social, constructed, and natural environments demonstrate emerging interdependencies that must be considered in planning and selecting projects. Immediate access to information is everywhere and, in many respects, geographic proximity is becoming less important to the success of a project. Engineers will need to deal with ever-increasing globalization and find ways to prosper within an integrated international environment, and meeting challenges which cross cultural, language, legal, and political boundaries, while respecting critical cultural constraints and differences.

Outcome 21, Globalization addresses three distinct issues, the globalization process, global issues, and global professionalism. There are universal principles of engineering. Practitioners are distributed and networked globally. Problems are local, culturally mediated, and diverse. "One size does not fit all" when it comes to solutions, while the principles are universal. The global professional must be able to deliver effective solutions in diverse cultures, with diverse cooperation. A license to practice in, for example, Wyoming, must be respected beyond state and U.S. borders. Its holder must be capable of, and accepted for, work beyond the local jurisdiction.

Specifically, the 21<sup>st</sup> Century civil engineer must demonstrate the impact of globalization on the following four issues:

### **Professional Practice:**

What will be the effect of ever-increasing globalization on the practice of civil engineering in the 21<sup>st</sup> Century? Possible issues:

- Individuals, businesses, and the profession becoming effective in multi-cultural practice.
- The challenge of practicing ethically in a global environment
- Civil engineers of the 21<sup>st</sup> century adapting to fully participate in the global economy
- Working in a borderless, diverse culture
- Bringing innovation back from overseas
- Barriers to professional licensure, contractor licenses/permits, and foreign corporations

**Infrastructure:**

What will be the civil engineer's role in creating and maintaining the physical infrastructure throughout the world in the 21<sup>st</sup> Century? Possible issues:

- Globalization's effect on infrastructure revitalization in the U.S.
- The dependency of economic wealth on the variety, reliability, and service of physical infrastructure systems.
- Cost and governmental issues
- The necessity to be actively involved in underdeveloped countries

**Environment:**

How will globalization impact the civil engineer's approaches towards, and abilities to deal with, environmental issues in the 21<sup>st</sup> Century? Possible issues:

- The international scale of extreme and long-term environmental events, such as disasters, global climate change, and their impacts on the natural, built, and social environments.
- Meeting a world health standard
- Developing acceptable international standards for both large and developing countries

**Computer Tools and Internet:**

How will various computer tools and internet impact civil engineering profession in carrying out international collaboration, and project management in the 21<sup>st</sup> Century? Possible issues:

- The rapid advances made in computation and internet usability and their impact on project management
- International collaboration and data transfer using internet

- Outsourcing and doing business remotely using the internet and other computer tools

## Definitions of Globalization

There are many definitions of globalization. However, those relevant to the civil engineering profession are provided below:

- Development of extensive worldwide patterns of economic relationships between nations.  
[www.investorwiz.com/glossary.htm](http://www.investorwiz.com/glossary.htm)
- Globalization refers in general to the worldwide integration of humanity and the compression of both the temporal and spatial dimensions of planet-wide human interaction.  
[www2.truman.edu/~marc/resources/terms.html](http://www2.truman.edu/~marc/resources/terms.html)
- The increasing world-wide integration of markets for goods, services, and capital that attracted special attention in the late 1990s. Also used to encompass a variety of other changes that were perceived to occur at about the same time, such as an increased role for large corporations in the world economy and increased intervention into domestic policies and affairs by international institutions such as the IMF, WTO, and World Bank.  
[www.personal.umich.edu/~alandear/glossary/g.html](http://www.personal.umich.edu/~alandear/glossary/g.html)
- A set of processes leading to the integration of economic, cultural, political, and social systems across geographical boundaries.  
[www.hsewebdepot.org/imstool/GEMI.nsf/WEBDocs/Glossary](http://www.hsewebdepot.org/imstool/GEMI.nsf/WEBDocs/Glossary)
- The process of developing, manufacturing, and marketing software products that are intended for worldwide distribution. This term combines two aspects of the work: internationalization (enabling the product to be used without language or culture barriers) and localization (translating and enabling the product for a specific locale).  
[www.cit.gu.edu.au/~davidt/cit3611/glossary.htm](http://www.cit.gu.edu.au/~davidt/cit3611/glossary.htm)
- The generalized expansion of international economic activity which includes increased international trade, growth of international investment (foreign investment) and international migration, and increased creation of technology among countries. Globalization is the increasing world-wide integration of markets for goods, services, labor, and capital.  
[minneapolisfed.org/econed/essay/topics/glossary05.cfm](http://minneapolisfed.org/econed/essay/topics/glossary05.cfm)
- The movement toward markets or policies that transcend national borders.  
[www.wcit.org/tradeis/glossary.htm](http://www.wcit.org/tradeis/glossary.htm)

1  
2  
3  
4  
5  
6  
7  
8  
9  
10  
11  
12  
13  
14  
15  
16  
17  
18  
19  
20  
21  
22  
23  
24  
25  
26  
27  
28  
29  
30  
31  
32  
33  
34  
35  
36  
37  
38  
39  
40  
41  
42  
43  
44  
45  
46

- Tendency of integration of national capital markets.  
[www.equanto.com/glossary/g.html](http://www.equanto.com/glossary/g.html)
- In the translation/localization business marketplace, it refers to the whole problem of making any product or service global, with simultaneous release in all markets. Web site globalization means more than just making one web site respond to the different language and regional requirements of the browser. ...  
[www.openinternetlexicon.com/Glossary/GlobalGlossary.html](http://www.openinternetlexicon.com/Glossary/GlobalGlossary.html)
- A process of creating a product or service that will be successful in many countries without modification.  
[www.bena.com/ewinters/Glossary.html](http://www.bena.com/ewinters/Glossary.html)
- Trend away from distinct national economic units and toward one huge global market.  
[enbv.narod.ru/text/Econom/ib/str/261.html](http://enbv.narod.ru/text/Econom/ib/str/261.html)
- Used for transnational influences on culture, economics, politics, etc., especially illustrating global patterns or trends.  
[lib.ucr.edu/depts/acquisitions/YBP%20NSP%20GLOSSARY%20EXTERNAL%20revised6-02.php](http://lib.ucr.edu/depts/acquisitions/YBP%20NSP%20GLOSSARY%20EXTERNAL%20revised6-02.php)
- In the modern global economy no country can sustain itself as a closed economy.  
[www.sasked.gov.sk.ca/curr\\_content/entre30/helppages/glossary/glossary.html](http://www.sasked.gov.sk.ca/curr_content/entre30/helppages/glossary/glossary.html)
- The increasing economic, cultural, demographic, political, and environmental interdependence of different places around the world.  
[hhhknights.com/geo/4/agterms.htm](http://hhhknights.com/geo/4/agterms.htm)
- A relatively new word that is commonly used to describe the ongoing, multidimensional process of worldwide change. It describes the idea that the world is becoming a single global market. It describes the idea that time and space have been shrunk as a result of modern telecommunications technologies which allow almost instantaneous communication between people almost anywhere on the planet.  
[www.takebackwisconsin.com/Documents/Glossary.htm](http://www.takebackwisconsin.com/Documents/Glossary.htm)
- The increasing integration of world markets for goods, services, and capital. It has also been defined as a process by which nationality becomes increasingly irrelevant in global production and consumption.  
[www.agtrade.org/glossary\\_search.cfm](http://www.agtrade.org/glossary_search.cfm)
- The integration of markets on a worldwide scale and could eventually mean worldwide standards or practices for product quality, pricing, service, and

1  
2  
3  
4  
5  
6  
7  
8  
9  
10  
11  
12  
13  
14  
15  
16  
17  
18  
19  
20  
21  
22  
23  
24  
25  
26  
27  
28  
29  
30  
31  
32  
33  
34  
35  
36  
37  
38  
39  
40  
41  
42  
43  
44  
45  
46

design.  
[www.ucs.mun.ca/~rsexty/business1000/glossary/G.htm](http://www.ucs.mun.ca/~rsexty/business1000/glossary/G.htm)

- It refers to international exchange or sharing of labor force, production, ideas, knowledge, products and services across borders.  
[www.kwymca.org/nccq/glossary.htm](http://www.kwymca.org/nccq/glossary.htm)
- The intensification of worldwide social relations which, through economic, technological and political forces, link distant localities in such a way that distant events and powers penetrate local events.  
[www.anthro.wayne.edu/ant2100/GlossaryCultAnt.htm](http://www.anthro.wayne.edu/ant2100/GlossaryCultAnt.htm)
- The process of making something worldwide in scope or application.  
[schools.cbe.ab.ca/logistics/g.html](http://schools.cbe.ab.ca/logistics/g.html)
- Refers to The widening, deepening and speeding up of worldwide interconnectedness in all aspects of contemporary life. (All aspects, including its nature, causes and effects are hotly disputed, with strange bedfellows on all sides.)  
[www.ripon.edu/academics/global/CONCEPTS.HTML](http://www.ripon.edu/academics/global/CONCEPTS.HTML)
- Is a term used to refer to the expansion of economies beyond national borders, in particular, the expansion of production by a firm to many countries around the world, i.e., globalization of production, or the "global assembly line." This has given transnational corporations power beyond nation-states, and has weakened any nation's ability to control corporate practices and flows of capital, set regulations, control balances of trade and exchange rates, or manage domestic economic policy.  
[colours.mahost.org/faq/definitions.html](http://colours.mahost.org/faq/definitions.html)
- A contested term relating to transformation of spatial relations that involves a change in the relationship between space, economy, and society.  
[media.pearsoncmg.com/intl/ema/uk/0131217666/student/0131217666\\_glo.html](http://media.pearsoncmg.com/intl/ema/uk/0131217666/student/0131217666_glo.html)
- Growth to a global or worldwide scale; "the globalization of the communication industry"  
[wordnet.princeton.edu/perl/webwn](http://wordnet.princeton.edu/perl/webwn)
- Globalization (or globalisation) is a term used to describe the changes in societies and the world economy that are the result of dramatically increased trade and cultural exchange. In specifically economic contexts, it is often understood to refer almost exclusively to the effects of trade, particularly trade liberalization or free trade...  
[en.wikipedia.org/wiki/Globalization](http://en.wikipedia.org/wiki/Globalization)

1  
2  
3  
4  
5  
6  
7  
8  
9  
10  
11  
12  
13  
14  
15  
16  
17  
18  
19  
20

**Cited Sources:**

Arciszewski, T., "Civil Engineering Crisis," *Journal of Leadership and Management in Engineering – ASCE*, pp. 26-30, January, 2006.

ASCE Body of Knowledge Committee. 2004. *Civil Engineering Body of Knowledge for the 21<sup>st</sup> Century*, Reston, VA, January. (<http://www.asce.org/raisethebar>).

[http://www.google.com/search?hl=en&defl=en&q=define:Globalization&sa=X&oi=glossary\\_definition&ct=title](http://www.google.com/search?hl=en&defl=en&q=define:Globalization&sa=X&oi=glossary_definition&ct=title) (accessed, April 2, 2007)

Jha, M.K. and D. Lynch, "Role of Globalization and Sustainable Engineering Practice in the Future Civil Engineering Education," proceedings of the third international conference on sustainable development and planning, Algarve, Portugal, April 25-27, 2007.

National Academy of Engineering. 2006. *Rising Above the Gathering Storm: Energizing and Employing America for a Brighter Economic Future*, National Academies Press, Washington, DC.



1  
2  
3  
4  
5  
6  
7  
8  
9  
10  
11  
12  
13  
14  
15  
16  
17  
18  
19  
20  
21  
22  
23  
24  
25  
26  
27  
28  
29  
30  
31  
32  
33  
34  
35  
36  
37  
38  
39  
40  
41  
42  
43  
44  
45  
46

## APPENDIX N

---

# Public Policy

Individuals entering the professional practice of civil engineering must recognize that civil engineering activities are not conducted in isolation from the general public. Civil engineers need to understand the engineering-public policy interface and how decision-makers in government utilize technical, scientific, and economic information when devising (designing?) or evaluating civil engineering projects. Continuous integration of civil engineers into the public policy arena is critical to the well-being of society at-large.

Public policy is the articulation of the nation, state, or municipality's goals and values. Civil engineers are most involved with public policy regarding both the physically built environment and the preserved natural environment. Essential public policy fundamentals include the political process, laws/regulations, funding mechanisms, public education, government-business interaction, and the public service responsibility of professionals. These issues heavily influence many civil engineering decisions.

In comparison to many other engineering disciplines, the practice of civil engineering is unique with respect to public policy. Civil engineering systems have a much broader societal context requiring a firm understanding of public policy development. The core economics of the profession are shaped by public policy debates and decisions. A substantial portion of financial support for civil infrastructure and preservation of the natural environment comes from public funds. Additionally, the use of the built environment is generally available for public consumption, and natural preservations are also available for passive public use. Practitioners need to be active participants in the process across all aspects of civil engineering.

Public discourse and debate are key components associated with the funding, development, maintenance, and rehabilitation of our country's infrastructure. At the outset of one's career, civil engineers must understand how their work relates to the nation's public policy. Professional engineers possess a vast quantity of knowledge and experience that is extremely valuable in the development of public policy. As they continue to grow during their career, the civil engineer becomes increasingly involved in the development of public policy. It is therefore essential that future civil engineers attain quality technical knowledge and skills, and also have the abilities to assist society in understanding the complex nature of building a safe and sustainable physical environment that supports that needs of the community.

Literature on public policy cites many and varied definitions for public policy. Thomas Dye provides a very a concise statement: "whatever governments choose to do or not to do."<sup>a</sup> Because civil engineering is often referred to as a people-serving profession, and the people are the public, civil engineers are inherently and increasingly more fully engaged in the public policy process. Whether publicly or privately held, the civil infrastructure and the natural environments are engineered works that directly affect the daily lives of people.

1 Civil engineers naturally practice their profession by following standards, specifications, and  
2 related guidelines as set forth in public policy documents. Accordingly, engineering students  
3 should be exposed to the overall process of making public policy.  
4

5 Civil engineers interact regularly with public officials, decision makers, and agencies.  
6 Conflicts can arise in what constitutes “the public interest” and disagreements often entail  
7 what makes public policy public.<sup>b</sup> Thomas Birkland offers several key considerations  
8 regarding the study and practice of public policy:<sup>b</sup>  
9

- 10 • The practical reasons for studying policy are political reasons.
- 11 • It is important to understand the process that leads to decisions to make policy  
12 statements.
- 13 • Those that understand public policy processes are best able to meet their  
14 respective policy goals.

15  
16 The range of public policy issues, processes, and implementation begins with an  
17 awareness and understanding of public policy procedures, progresses via systematic  
18 evaluation of potential outcomes from public policy decisions, and generally culminates in  
19 policy designs and tools that guide future public interest decisions.  
20

21 Diane Rover argues that policy issues can take the form of policymaking created by  
22 engineers and policymaking to create engineers.<sup>c</sup> In the civil engineering BOK context, both  
23 are relevant. Rover provides a summary review of the National Academy of Engineering  
24 book *The Engineer of 2020: Visions of Engineering in the New Century* (2004). Several of  
25 the cited NAE needs and goals align naturally with the future preparation of civil engineers:  
26

- 27 • By 2020, engineers will assume leadership positions that can have positive  
28 influences in public policy issues related to government and industry.
- 29 • Future engineers will need to be engaged more effectively in policy issues.
- 30 • The convergence between engineering and public policy will increase as  
31 technology becomes more permanently engrained into society.
- 32 • Likewise, engineers will need to understand the policy by-products of new  
33 technologies and be public servants that recognize the implications of related  
34 policy decisions.

35  
36 *The Engineer of 2020* clearly states the concerns, that while the United States has the  
37 “best physical infrastructure in the developed world..... these infrastructures are in serious  
38 decline ... and are among the top concerns for public officials and citizens alike.”<sup>d</sup> Because  
39 the built infrastructure is the domain of civil engineers, the civil engineer of the future must  
40 be a full participant in the policy decisions justifying required investments to address the  
41 aging civil infrastructure. The NAE enumerates key engineering roles that are anticipated  
42 regarding public policy. The following items are directly associated with, affected by, and/or  
43 mitigated via the civil engineering profession:  
44

- Environment
- Energy
- Health
- Education

The social context of engineering practice as expressed in the *Educating the Engineer of 2020*, acknowledges that although the future is uncertain, “engineering will not operate in a vacuum separate from society in 2020.”<sup>e</sup> This NAE report provides two other relevant insights:

- The professional context for engineers in the future necessitates excellent communication skills when addressing both technical and public audiences.
- The convergence between engineering and public policy is reinforced, as is the requirement to responsibly articulate the policy issues affecting general public.

Civil engineers will most certainly be at a natural nexus to meaningfully participate in the envisioned public debates. The debates can include working directly with Congress and other national public, private and professional organizations. Beginning in the early 1990’s, various groups were calling upon scientists and engineers to build stronger relationships with their respective senators and representatives.<sup>f</sup> In his practical guide “Working with Congress,” William Wells presents several justifications for engaging in policymaking by scientists and engineers:<sup>f</sup>

- It is important not to leave science and technology policy issues in the hands of other interests groups.
- It should be made clear to decision-makers that scientific ideas (and engineering matters) are based upon generally accepted data and analysis.
- Working with Congress does serve the public and national interest, the professions, and associated institutions’ self-interests.
- Most notably, to ignore Congress would abdicate one’s responsibility to the science and engineering communities.

The Eno Transportation Foundation offers specific guidance and insights on the policy development process and outcomes. Succinctly, stakeholders need to have a clear understanding of how government develops and implements policies. It is likewise important to know how one can participate in shaping public policy.<sup>g</sup> Since our American system allows each stakeholder group to have a voice in establishing public policy, the civil engineer, and the civil engineering profession, should actively participate in the process. Two most recent and noteworthy examples of active participation by scientists and engineering in setting public policy are the NAE report on *Engineering Research and America’s Future*,<sup>h</sup> and The National Academies report titled: *Rising Above the Gathering Storm*.<sup>i</sup>

1 **Cited Sources:**

- 2
- 3 a) Thomas R. Dye, *Understanding Public Policy*. 7<sup>th</sup> ed. (Englewood Cliffs, NJ.: Prentice  
4 Hall, 1992).
- 5
- 6 b) Thomas A. Birkland, *An Introduction to the Policy Process – Theories, Concepts, and*  
7 *Models of Public Policy Making*. 2<sup>nd</sup> ed. (M.E. Sharpe, London, England, 2005).
- 8
- 9 c) Diane Rover. January 2006. *Policymaking and Engineers*. *Journal of Engineering*  
10 *Education* pp.93-95.
- 11
- 12 d) NAE (National Academy of Engineering). 2004. *The Engineer of 2020: Visions of*  
13 *Engineering in the New Century*. Washington, D.C.: The National Academies Press.
- 14
- 15 e) NAE. 2005. *Educating the Engineer of 2020: Adapting Engineering Education to the*  
16 *New Century*. Washington, D.C.: The National Academies Press.
- 17
- 18 f) William G. Wells, Jr., *Working with Congress*. 2<sup>nd</sup> ed. (Washington, D.C.: American  
19 Association for the Advancement of Science, 1992).
- 20
- 21 g) Eno Transportation Foundation. 2005. *National Transportation Organizations: Their*  
22 *Roles in the Policy Development and Implementation Process*. Washington, D.C.: The  
23 Eno Transportation Foundation.
- 24
- 25 h) NAE. 2005. *Engineering Research and America’s Future: Meeting the Challenges of a*  
26 *Global Economy*. Washington, D.C.: The National Academies Press.
- 27
- 28 i) NAE. 2006. *Rising Above the Gathering Storm: Energizing and Employing America for a*  
29 *Brighter Economic Future*. Washington, D.C.: The National Academies Press.
- 30
- 31

1  
2  
3  
4  
5  
6

## APPENDIX O

---

### Attitudes

7

#### **Findings of the First Body of Knowledge Committee**

8           The first BOK report<sup>1</sup> defined the ASCE BOK as the knowledge, skills and attitudes  
9 necessary for an individual to enter the professional practice of civil engineering. Several  
10 reasons were listed in the report as to why “attitudes” were included in the definition. Some  
11 of those arguments are repeated here including additional information defending the  
12 proposition of including “attitudes” as its own outcome in this second edition of the ASCE  
BOK.

13           Attitudes refer to the “ways in which one thinks and feels in response to a fact or  
14 situation.”<sup>2</sup> At the professional level, one’s attitudes will affect how knowledge and skills are  
15 applied to the solution of a civil engineering problem. The first BOK committee described  
16 three reasons for including attitudes in the definition of a BOK:<sup>3</sup>

- 17
  - 18           • A wealth of study and professional opinion points to the importance of  
attitude in individual and group achievement.
  - 19           • Teaching of attitudes is an integral part of educational practice.
  - 20           • Attitudes are an integral part of the BOKs of other professions and specialties  
21           such as architecture, accounting, and law.

22           The first BOK committee noted that, “knowledge and skills are more comfortably and  
23 frequently discussed by civil engineers and probably many other professionals. This tendency  
24 is explained, in part, by the objectivity and specificity of knowledge and skills in contrast to  
25 the subjectivity and ambiguity of attitudes.”<sup>4</sup> Attitudes are more difficult to assess than  
26 knowledge and skills, yet attitudes affect behavior, which certainly can be measured.

27           An exhaustive list of appropriate attitudes would be difficult to compile. In the  
28 present case the significant attitudes are those that support the effective practice of civil  
29 engineering. A partial list of those attitudes might include commitment, confidence,  
30 consideration of others, curiosity, fairness, high expectations, honesty, integrity, intuition,  
31 good judgment, optimism, persistence, positiveness, respect, health self esteem, sensitivity,  
32 thoughtfulness, thoroughness and tolerance.<sup>5</sup>

33           The first BOK report addressed the question, “Can attitudes be taught?” The report  
34 notes that attitudes certainly can be taught but the essential question is whether students or  
35 pre-professional engineers can learn appropriate attitudes?<sup>6</sup> The subsequent challenge is to  
36 encourage the professional community to adopt, practice and assess those attitudes that are  
37 supportive of the effective practice of civil engineering.<sup>7</sup>

38  
39           In conclusion the first BOK committee writes,

1 “Despite the complications of subjectivity and ambiguity, the BOK  
2 Committee members are convinced that attitudes must join knowledge and  
3 skills as one of the three essential components of the *what* dimension of the  
4 civil engineering BOK. The manner in which a civil engineer views and  
5 approaches his or her work is very likely to determine how effectively he or  
6 she uses hard-earned knowledge and skills.”<sup>8</sup>

7 (Note: A more detailed version of the material presented here can be found in the  
8 paper by Hoadley<sup>9</sup>)

## 9 **The Importance of Attitudes in the Engineering Profession and Beyond**

10 The authors of the first BOK report cited several articles that noted the importance of  
11 attitudes to the engineering profession. A few more are considered here. For example, Elms  
12 noted that “besides having good technical training, a professional engineer has something  
13 more which distinguishes him from a technician. The extra quality is a set of attitudes, some  
14 of which, holism, realism, and flexibility, can be encouraged by university teaching.”<sup>10</sup>  
15 Stouffer wrote that a particular set of attitudes are important in effective engineering  
16 management.<sup>11</sup> With regard to management efficiency, Kahn notes the inculcation of  
17 appropriate attitudes is necessary in the manufacturing engineering profession.<sup>12</sup> In a survey  
18 of job advertisements for engineering professionals, Henshaw found that that employers  
19 wanted applicants with good communication skills, who work well on teams, who possess  
20 the ability to relate to people, and who hold positive attitudes.<sup>13</sup>

21 Other professions recognize the importance of constructive attitudes in the successful  
22 completion of a task. Janke, when addressing educators in pharmaceutical schools,  
23 emphasized the importance of attitudes in the effectiveness of teaching and learning.<sup>14</sup>  
24 Morgan states that the competencies for software professionals “have been defined as a set of  
25 observable performance dimensions, knowledge, attitudes, behavior, collective team,  
26 organization capabilities that are linked to high performance.”<sup>15</sup> There seems to be much  
27 support for the idea that attitudes are important for the engineering professionals and other  
28 professionals as well.

## 29 **Attitudes or Abilities?**

30 Some on the second BOK committee suggested that the civil engineering BOK  
31 should include *abilities* with *knowledge* and *skills* rather than *attitudes*. Indeed the term  
32 “abilities” is used rather than “attitudes” in several job descriptions including the computer  
33 science profession,<sup>16</sup> the California<sup>17</sup> and Oklahoma<sup>18</sup> state licensing boards, the Office of  
34 Aviation Safety<sup>19</sup> and the U.S. Office of Personnel Management.<sup>20</sup>

35 Necessary knowledge, skills and *abilities* are indeed listed as pre-requisites for  
36 professional practice in some cases; however, in many cases necessary *attitudes* are also  
37 specified including examples in the engineering community,<sup>21</sup> the academic community,<sup>22,23</sup>  
38 the human resource profession,<sup>24</sup> health care profession<sup>25,26</sup> and others.<sup>27,28,29</sup>

1           The term “attitudes” is used in many professional circles as a part of their respective  
2 BOKs or equivalent. ASCE is not outside of professional practice when requiring certain  
3 “attitudes” within its BOK.

#### 4           **Assessing Attitudes**

5           One of the concerns when including “attitudes” in the BOK is the difficulty of  
6 assessing them in a meaningful way. Knowledge and skills can be objectively measured  
7 while attitudes are far more subjective. Any given measurement of one’s attitude is plagued  
8 by a host of uncertainties. For example, the subject, by his own actions and words, may hide  
9 his true attitude regarding a particular topic for a host of reasons. An observer may distort an  
10 accurate measure of another’s attitudes. The development of an appropriate assessment  
11 scheme will require much time and effort so a thorough discussion of the topic will not be  
12 attempted here. Even so, a few comments may prove helpful.

13           Perhaps the simplest way to measure the attitude of a licensure applicant would be  
14 through an assessment by a supervising professional engineer. Many licensing agencies  
15 already require some measurement of subjective qualities like character and integrity. The  
16 state of California requires four references that must rate an engineering applicant’s technical  
17 competency, judgment, and integrity among other characteristics.<sup>30</sup> In North Carolina  
18 references must rate an applicant’s integrity and ethical behavior<sup>31</sup> and in Oklahoma  
19 applicants must be technically competent and of good character as attested by at least five  
20 references.<sup>32</sup>

21           Thurstone was one of the pioneers in the measurement of attitudes. His methods for  
22 measuring attitudes used a simple agree/disagree scale. This approach involves two main  
23 stages. The first is to develop a large number of attitude statements regarding a topic.  
24 Subjects are then asked to rate how they agree or disagree with the attitude statements.<sup>33</sup> This  
25 method requires multiple attitude statements before an accurate measure of one’s attitude can  
26 be obtained.

27           The Semantic-Differential method of measuring attitudes devised by Osgood consists  
28 of a topic and a set of bipolar scales, for example, exciting to dull.<sup>34</sup> The subject has to  
29 indicate the direction and intensity of an attitude towards a given topic. The design of the  
30 statement and the scales is important in the accurate assessment of attitude.

31           The assessment of attitudes has been a long study in several professions. For  
32 example, the impact of teacher’s and student’s attitudes on learning has long been a study in  
33 the education profession.<sup>35</sup> Even though it may be difficult for the engineering profession to  
34 develop an efficient assessment tool, attempts have been made in other professions;  
35 therefore, it is entirely appropriate for the engineering community to pursue the same.

#### 36           **Concluding Remarks**

37           A body of knowledge for any profession certainly includes knowledge and skills.  
38 Since attitudes affect how the knowledge and skills are used in the outworking of the  
39 profession it is appropriate for a BOK to include attitudes. Attitudes are specified in the  
40 equivalent BOKs of other professions and the assessment of attitudes has long been a study.

1 The inclusion of this outcome in the new edition of the BOK certainly “raises the bar” for the  
2 profession.  
3  
4

### 5 Cited Sources:

6  
7 <sup>1</sup>ASCE, “*Civil Engineering Body of Knowledge for the 21<sup>st</sup> Century: Preparing the Civil Engineer for the*  
8 *Future*”, Prepared by the BOK Committee of the Committee on Academic Prerequisites for Professional  
9 Practice, January 12, 2004.

10 <sup>2</sup> ibid

11 <sup>3</sup> ibid

12 <sup>4</sup> ibid

13 <sup>5</sup> ibid

14 <sup>6</sup> ibid

15 <sup>7</sup> ibid

16 <sup>8</sup> ibid

17 <sup>9</sup> Hoadley, PW, “The BOK and Attitudes Assessment,” Proceedings of the ASEE Annual Conference, June,  
18 2007.

19 <sup>10</sup> Elms, D. G., "Steps Beyond Technique – Education for Professional Attitude,” *Civ.Eng.Syst.*, 2(1), 55-59,  
20 1985.

21 <sup>11</sup> Stouffer, W. B., Russell, J. S., and Oliva, M. G., "Making the strange familiar: Creativity and the future of  
22 engineering education," Proceedings of the ASEE 2004 Annual Conference, American Society for Engineering,  
23 Washington, DC 20036, United States, Salt Lake City, UT, United States, 9315-9327.

24 <sup>12</sup> Khan, H., "Correlates of engineering and management effectiveness: design of a strategic university  
25 curriculum for corporate engineering executive development (SUCCEED) program." Proceedings of the 1996  
26 26th Annual Conference on Frontiers in Education, Part 2 (of 3), IEEE, Nov 6-9 1996, Piscataway, NJ, USA,  
27 Salt Lake City, UT, USA, 886-890.

28 <sup>13</sup>Henshaw,R., “Survey of professional engineering job advertisements ,” International Mechanical Engineering  
29 Congress and Exhibition, 1991.

30 <sup>14</sup> Janke, Kristin Kari, Accreditation Council for Pharmacy Education webpage, [http://www.acpe-  
32 accredit.org/scholar05/Breeze/AssessingAttitudes/index.html](http://www.acpe-<br/>31 accredit.org/scholar05/Breeze/AssessingAttitudes/index.html).

33 <sup>15</sup> 48 Morgan, Jeanette Nasem,” Why the software industry needs a good ghostbuster,” *Commun ACM*, V48(8),  
34 2005.

35 <sup>16</sup>Bailey, JL and Stefaniak, G., “Industry perceptions of the knowledge, skills, and abilities needed by computer  
36 programmers,” Proceedings of the 2001 ACM SIGCPR Conference on Computer **personnel Research**,  
37 2001, italics mine.

38 <sup>17</sup> California Board for Professional Engineers and Land Surveyors, “PROFESSIONAL  
39 ENGINEERS ACT,” January 1, 2007, italics mine, , [http://www.dca.ca.gov/pels/e\\_plppe.pdf](http://www.dca.ca.gov/pels/e_plppe.pdf).

40 <sup>18</sup>Oklahoma State Board of Licensure for Professional Engineers & Land Surveyors webpage, <http://www.pels.state.ok.us/>, italics mine.

41 <sup>19</sup> Office of Aviation Safety of the National Transportation Safety Board,  
42 <http://www.ntsb.gov/vacancies/descriptions/AeroEngPowerplants.doc>.

43 <sup>20</sup> US Office of Personnel Management, OPM, [http://www.opm.gov/qualifications/SEC-  
45 IV/B/GS0800/0800.htm](http://www.opm.gov/qualifications/SEC-<br/>44 IV/B/GS0800/0800.htm), italics mine.

46 <sup>21</sup> Marshall and Marshall, “Facilitating the Development of Student's Personal Ethics in Cultivating Professional  
47 Ethics in Engineering Classrooms,” Proceedings of the 2005 ASEE Annual Conference and Exposition, June  
48 2005, pp. 6323-6330.

49 <sup>22</sup> Quádernas, César, “Improving Academic Performance Through Typifying Electronics Engineers,”  
50 Proceedings, Frontiers in Education Conference, IEEE, 2000.

51 <sup>23</sup> Fullen, M.G., Joyce, B and Showers, B., *Student Achievement through Staff Development*, 3<sup>rd</sup> Edition, 2002

52 <sup>24</sup> Markman, G.D., “Person-entrepreneurship fit: why some people are more successful as entrepreneurs than  
53 others,” *Human Resource Management Review*, V13(2), 2003.

<sup>25</sup> Hodges, B., Inch, C. and Silver, I., “Improving the Psychiatric Knowledge, Skills and Attitudes of Primary  
Care Physicians,” *American Journal of Psychiatry*, V158, October, 2001.



1           <sup>26</sup> Lennox, N. and Diggins, J., “ *Knowledge, skills and attitudes: Medical schools' coverage of an ideal*  
2           **curriculum on intellectual disability,**” *Journal of Intellectual & Developmental Disability*, V24(4), 1999.  
3           <sup>27</sup>Freeman, M. “SLT talk and practice *knowledge: A response to Ferguson and Armstrong,*” *International*  
4           *Journal of Language & Communication Disorders* ,V39(4), 2004.  
5           <sup>28</sup> Kääriäinen, J., Sillanaukee, P Poutanen, Pauli and Seppä, K, “Opinions on alcohol-related issues among  
6           *professionals* in primary, occupational, and specialized health care,” *Alcohol and Alcoholism*, V36(2), 2001.  
7           <sup>29</sup> Rodolfa, et. al., “A Cube Model for Competency Development: Implications for Psychology Educators and  
8           Regulators,” *Professional Psychology: Research and Practice*, V36(4), 2005.  
9           <sup>30</sup> California Board for Professional Engineers and Land Surveyors, PE application,  
10           [http://www.dca.ca.gov/pels/a\\_appinstpe.htm](http://www.dca.ca.gov/pels/a_appinstpe.htm).  
11           <sup>31</sup> North Carolina Board of Examiners For Engineers and Surveyors website, <http://www.ncbels.org/reg-pe.htm>  
12           <sup>32</sup> Oklahoma State Board of Licensure for Professional Engineers & Land Surveyors webpage,  
13           <http://www.pels.state.ok.us/>.  
14           <sup>33</sup> Roberts, J.S., Laughlin, J.E. and Wedell, D.H., “Comparative Validity of the Likert and Thurstone  
15           Approaches to Attitude Measurement,” ETS Report, 1997.  
16           <sup>34</sup> Osgood, C.E., Suci, G.J., and Tannenbaum, P.H., “The measurement of meaning,” Urbana: University of  
17           Illinois Press, 1957.  
18           <sup>35</sup> Karavas-Doukas, E., “Using attitude scales to investigate teachers' attitudes to the communicative approach,  
19           *ELT Journal*, V50(3), 1996.  
20

## APPENDIX P

### Notes

(Ed. Note: The numbers are temporary. Notes will be renumbered, beginning with, 1, 2, ..., after widespread review)

100. ASCE Body of Knowledge Committee. 2004. *Civil Engineering Body of Knowledge for the 21<sup>st</sup> Century*, Reston, VA, January. (<http://www.asce.org/raisethebar>).
102. This is the ASCE definition of sustainable development, as adopted in 1996 by the ASCE Board of Direction and recognized since then in the ASCE Code of Ethics (<http://www.asce.org/inside/codeofethics.cfm>). It is the root of other sustainability definitions that appear in this report's Appendix B, Glossary.
103. This is the ASCE definition of civil engineering, as adopted in 1961 by the ASCE Board of Direction and published in the current *ASCE Official Register*.
104. ASCE Policy Statement 465 as adopted by the ASCE Board of Direction on October 19, 2004. See the "Issue" section. (SGW: Verify later)
105. ASCE Policy Statement 465 as adopted by the ASCE Board of Direction on October 19, 2004. See the "Issue" section. (SGW: Redundant?)
106. Foundation for Critical Thinking, "The Critical Thinking Community," (<http://www.criticalthinking.org/aboutCT/definingCT.shtml>).
107. Neufeldt, V., Editor in Chief. 1986. *Webster's New World Dictionary of American English*, Third College Edition, Prentice Hall, New York, NY.
108. For the complete ASCE Policy Statement 465, go to <http://www.asce.org/raisethebar>.
109. ASCE Levels of Achievement Subcommittee. 2005. *Levels of Achievement Applicable to the Body of Knowledge Required for Entry Into the Practice of Civil Engineering at the Professional Level*, Reston, VA, September. (<http://www.asce.org/raisethebar>)
110. ASCE Task Committee on the First Professional Degree. 2001. *Engineering the Future of Civil Engineering*, Reston, VA, October 9. (<http://www.asce.org/raisethebar>.)
111. Bloom, B. S., Englehart, M. D., Furst, E. J., Hill, W. H., and Krathwohl, D. 1956. *Taxonomy of Educational Objectives, the Classification of Educational Goals, Handbook I: Cognitive Domain*. David McKay, New York, NY.
112. Gronlund, N. E. 1978. *Stating Objectives for Classroom Instruction*, 2<sup>nd</sup> Edition, Macmillan, New York, NY.
113. Rohwer, W. D., Jr. and Sloane, K. 1994. "Psychological Perspectives." In L. W. Anderson and Sosniak L.A., "Bloom's Taxonomy: A Forty-Year Retrospective,"

- 1 *Ninety-third Yearbook of the National Society for the Study of Education*, University  
2 of Chicago Press, pp. 41-63, Chicago, IL.  
3
- 4 114. ASCE. 1995. *Summary Report – 1995 Civil Engineering Education Conference*  
5 *(CEEC '95)*.  
6
- 7 115. Adelman. 1998. *Women and Men of the Engineering Path: A Model for Analysis of*  
8 *Undergraduate Careers*, U.S. Department of Education, Washington, DC.  
9
- 10 116. Astin, A. W., and Astin, H. S. 1993. *Undergraduate Science Education: The Impact*  
11 *of Different College Environments on the Educational Pipeline of the Sciences*. Los  
12 Angeles Higher Education Resource Institute, UCLA.  
13
- 14 117. Boyer, E.L. 1990. *Scholarship Reconsidered: Priorities of The Professoriate, A*  
15 *Special Report*. The Carnegie Foundation for the Advancement of Teaching.  
16
- 17 118. Glassick, C.E., M.T. Huber, and G. I. Maeroff. 1997. *Scholarship Assessed:*  
18 *Evaluation of the Professoriate*, Special Report of the Carnegie Foundation for the  
19 Advancement of Teaching, Jossey-Bass Inc., San Francisco, CA.  
20
- 21 119. Lowman, J. 1995. *Mastering The Techniques of Teaching*, Jossey-Bass, Inc., San  
22 Francisco, CA.  
23
- 24 120. Conley, C., Ressler, S., Lenox, T., and Samples, J. 2000. "Teaching Teachers to  
25 Teach Engineering," *Journal of Engineering Education*, ASEE, January.
- 26 121. Dennis, N. 2001. "ExCEED Teaching Workshop: Taking It on the Road,"  
27 *Proceedings of the American Society for Engineering Education*, Albuquerque, NM.
- 28 122. Douglas, E. 2001. "A Comprehensive Approach to Classroom Teaching: Does It  
29 Work?" *Proceedings of the American Society for Engineering Education*,  
30 Albuquerque, NM.
- 31 123. Estes, A., and Ressler, S. 2001. "ExCEED Teaching Workshop: Fulfilling a Critical  
32 Need," *Proceedings of the American Society for Engineering Education*,  
33 Albuquerque, NM.
- 34 124. Knapp, K. 2000. "Learning to Teach Engineers: The Applicability and Compatibility  
35 of One Approach," *Proceedings of the American Society for Engineering Education*,  
36 St. Louis, MO.
- 37 125. Welch, R., Baldwin, J., Bentler, D., Clarke, D., Gross, S., and Hitt, J. 2001. "The  
38 ExCEED Teaching Workshop: Participants' Perspective and Assessment,"  
39 *Proceedings of the American Society for Engineering Education*, Albuquerque, NM.
- 40 126. Welch, R., Baldwin, J., Bentler, D., Clarke, D., Gross, S., and Hitt, J. 2001. "The  
41 ExCEED Teaching Workshop: Hints to Successful Teaching," *Proceedings of the*  
42 *American Society for Engineering Education*, Albuquerque, NM.

- 1 127. This is the ASCE definition of sustainable development adapted to describe the  
2 engineering challenge.
- 3 128. ASCE Task Committee to Plan a Summit on the Future of the Civil Engineering  
4 Profession. 2007. *The Vision for Civil Engineering in 2025*, Reston, VA, ASCE.  
5 (<http://www.asce.org/raisethebar>)
- 6 128a. Lipman, M. 1988. "Critical Thinking: What Can It Be?," *Education Leadership*, Vol.  
7 46, No. 1., pp. 38-43.
- 8  
9 129. According to Merriam-Webster, rubric is defined as "an authoritative rule" and  
10 "something under which a thing is classed" (<http://www.m-w.com/dictionary/rubric.>).  
11 Cambridge Learner's Dictionary defines rubric as "a set of instructions or an  
12 explanation" ([http://dictionary.cambridge.org/define.asp?dict=L&key=](http://dictionary.cambridge.org/define.asp?dict=L&key=HW*58100112)  
13 [HW\\*58100112](http://dictionary.cambridge.org/define.asp?dict=L&key=HW*58100112)).  
14
- 15 129a. Van Joolingen, W. 1999. "Cognitive Tools for Discovery Learning," *International*  
16 *Journal of Artificial Intelligence in Education*, Vol. 10, pp. 385-397.
- 17  
18 130. ASCE Curriculum Committee. 2007. *Development of Civil Engineering Curricula*  
19 *Supporting the Body of Knowledge*, Reston, VA, December.
- 20  
21 131. Dye, T. R. 1992. *Understanding Public Policy*, 7<sup>th</sup> Edition, Prentice Hall, Englewood  
22 Cliffs, NJ.
- 23  
24 132. National Academy of Engineering. 2004. *The Engineer of 2020: Visions of*  
25 *Engineering in the New Century*. The National Academies of Sciences, Washington,  
26 DC. (<http://www.nae.edu>)  
27
- 28 133. Parcover, J. A. and R. H. McCuen. 1995. "Discovery Approach to Teaching  
29 Engineering Design," *Journal of Professional Issues in Engineering Education –*  
30 *ASCE*, Vol. 121, No. 4, pp. 236-241.
- 31  
32 134. Arciszewski, T. 2006. "Civil Engineering Crisis," *Journal of Leadership and*  
33 *Management in Engineering – ASCE*, January, pp. 26-30.
- 34  
35 135. *ASCE Code of Ethics*, Fundamental Canon 1: "Engineers shall hold paramount the  
36 safety, health and welfare of the public and shall strive to comply with the principles  
37 of sustainable development in the performance of their professional duties." The  
38 ASCE definition of Sustainable Development (November 1996), and used here, is  
39 recorded therein. <https://www.asce.org/inside/codeofethics.cfm>  
40
- 41 136. National Academy of Engineering. 2006. *Rising Above the Gathering Storm:*  
42 *Energizing and Employing America for a Brighter Economic Future*, National  
43 Academies Press, Washington, DC.
- 44

- 1 137. *ASCE Policy Statement 418, The Role of the Civil Engineer in Sustainable*  
2 *Development*, adopted by the ASCE Board of Direction, October 19 2004.  
3
- 4 138. ASCE Committee on Sustainability. 2004. *Sustainable Engineering Practice: An*  
5 *Introduction*, Reston, VA. Principles collected from several sources are summarized  
6 at p.96 ff.  
7
- 8 139. ASCE Task Committee on Sustainability Criteria and UNESCO/IHP IV Project M-  
9 4.3, D.P. Loucks et al. 1998. *Sustainability Criteria for Water Resource Systems*,  
10 Reston, VA.  
11
- 12 140. “Physical” here refers to the domain of the physical sciences, as distinct from the  
13 social sciences. For example, included are physics, chemistry, biology, and the earth  
14 sciences.  
15
- 16 141. Vest, C. M. 2006. “Educating Engineers for 2020 and Beyond.” *The Bridge*, National  
17 Academy of Engineering, Summer, pp 39-44.  
18
- 19 142. Rhodes, F. T. 2006. “Sustainability: the Ultimate Liberal Art.” *The Chronicle of*  
20 *Higher Education*, Oct. 20.  
21
- 22 143. This is the ASCE definition of Sustainable Development, adapted to describe the  
23 ability of engineering activity to meet its service goals.  
24
- 25 144. *Merriam-Webster Dictionary*, online at: <http://www.m-w.com/cgi-bin/dictionary>  
26  
27
- 28 145. *Websters New World Dictionary*. 1988. Third College Edition. (Ed. Note: Try to  
29 convert this source to source 144 for consistency.)  
30
- 31 146. Project Management Institute. 2004. *A Guide to the Project Management Body of*  
32 *Knowledge – Third Edition*, Newtown Square.  
33
- 34 147. Kerzner, H. 2005. *Project Management: A Systems Approach to Planning,*  
35 *Scheduling, and Controlling*, John Wiley & Sons, Inc., New York, NY.  
36
- 37 148. Petroski, H. 2001. “The Importance of Engineering History,” *International*  
38 *Engineering History and Heritage*. ASCE, Reston, VA.  
39
- 40 149. Farr, J. V., S. G. Walesh, and G. B. Forsythe. 1997. “Leadership Development for  
41 Engineering Managers.” *Journal of Management in Engineering - ASCE*, 13(4), 38-  
42 41.  
43
- 44 150. Bowman, B. A. and J. V. Farr. 2000. “Embedding Leadership in Civil Engineering  
45 Education.” *Journal of Professional Issues in Engineering Education and Practice –*  
46 *ASCE*, 126 (1), 16-20.  
47

- 1 151. Russell, J.S. and Yao, J. T. P. 1996. "Education Conference Delivers Initiatives."  
2 *Journal of Management in Engineering – ASCE*, 12(6), 17-26.  
3
- 4 152. Weingardt, R. G., Closure to "Leadership: The World is Run by Those Who Show  
5 Up" *Journal of Management in Engineering – ASCE*, 15(1), 92.  
6
- 7 153. Wooden, J. and S. Jamison. 2005. *Wooden on Leadership*. McGraw-Hill, New York,  
8 NY.  
9
- 10 154. Parker, G. M. 1994. *Cross-Functional Teams: Working with Allies, Enemies and*  
11 *Other Strangers*. Jossey-Boss Publishers, San Francisco, CA.  
12
- 13 155. Knowles, M. S. 1975. *Self-directed Learning*. Follett, Chicago, IL.  
14
- 15 156. Freidman, T. L. 2006. "Learning to Keep Learning." *New York Times*, December 13.  
16
- 17 157. *American Heritage Dictionary* (Need more info from Tim)  
18
- 19 158. National Academy of Engineering. 2005. *Educating the Engineer of 2020: Adapting*  
20 *Engineering Education to the New Century*, National Academics of Sciences,  
21 Washington, DC. (<http://www.nae.edu>)  
22
- 23 159. Pre-licensure experience consists primarily of work during the pre-licensure period  
24 but for some engineers will also include other relevant experience such as active  
25 involvement in professional societies and community affairs.  
26
- 27 160. ABET. 2007. *Criteria for Accrediting Engineering Programs – Effective for*  
28 *Evaluations During the 2007-2008 Accreditation Cycle*, ABET, Inc., Baltimore, MD.  
29 (<http://www.abet.org>).  
30
- 31 161. ASCE Body of Knowledge Fulfillment and Validation Committee. 2005. *Fulfillment*  
32 *and Validation of the Civil Engineering Body of Knowledge*, Reston, VA, April.  
33 (<http://www.asce.org/pdf/FVReportFinal.pdf>)  
34
- 35 162. Mandino, O. 1968. *The Greatest Salesman in the World*, Bantam Books, New York,  
36 NY.  
37
- 38 163. Examples of books that may help the student successfully complete his or her studies  
39 and proactively move into employment are:  
40
- 41 • Berson, B. R. and D. E. Benner. 2007. *Career Success in Engineering: A*  
42 *Guide for Students and New Professionals*, Kaplan AEC Education,  
43 Chicago, IL.  
44
  - 45 • Goldberg, D. E. 1995. *Life Skills and Leadership for Engineers*, McGraw  
46 Hill, New York, NY.

1  
2  
3  
4  
5  
6  
7  
8  
9  
10  
11  
12  
13  
14  
15  
16  
17  
18  
19  
20  
21  
22  
23  
24  
25  
26  
27  
28  
29  
30  
31  
32  
33  
34  
35  
36  
37

- Roadstrum, W. H. 1998. *Being Successful As An Engineer*, Engineering Press, Austin, TX.
- Walesh, S. G. 2000. *Engineering Your Future: The Non-Technical Side of Professional Practice in Engineering and Other Technical Fields*, ASCE Press, Reston, VA.
- Walesh, S. G. 2004. *Managing and Leading: 52 Lessons Learned for Engineers*, ASCE Press, Reston, VA.

164. ASCE Task Committee on the Academic Prerequisites for Professional Practice (TCAP<sup>3</sup>). 2003. "ASCE's Raise the Bar Initiative: Master Plan for Implementation," Session No. 2315, *Proceedings of the American Society for Engineering Education Annual Conference and Exposition*, June 22-25, Nashville, TN. The Master Plan was first developed by TCAP<sup>3</sup> in 2002 and the cited paper is one of the first times it was published. The Master Plan has since been refined with the current version being Figure 4 in this BOK2 report.

165. Engineers are licensed in 50 states plus the District of Columbia and four U.S. territories (Guam, Puerto Rico, Northern Mariana Islands, and the Virgin Islands) for a total of 55 licensing jurisdictions. Illinois has a separate board for structural engineering. Therefore, there are 56 boards that license engineers. For an historical account of U.S. engineering licensure, see McGuirt, D. 2007, "The Professional Engineering Century," *PE*, June, pp. 24-29 and for thoughts on the future of licensure, see Nelson, J. D. and B. E. Price, 2007, "The Future of Professional Engineering Licensure," *PE*, June, pp. 30-34.